

---

# Lycée International de Los Angeles (LILA)

2009-2010

---

## TOPLINE REPORT

Oct. 28, 2009



*Looking Forward: LILA 2009 – 2014*

*Our journey continues...*

# Background & Methodology

---

---

## Background

- ▶ In order to understand the needs of the school community, LILA conducted surveys of parents on all campuses in the fall of 2006, 2007, 2008, and again in October, 2009.
- ▶ The surveys were designed to assess key areas of the educational program, school facilities, classroom and recess environments, and school communication, among other areas.
- ▶ Results are used to pinpoint areas where the School should focus efforts to improve, as well as areas which can be celebrated as successes.
- ▶ This report summarizes **preliminary, selected** survey feedback.
- ▶ As it was in the previous year, the 2009-10 survey was conducted by the LILA Administration. The surveys were modeled closely upon the prior 2007-08 design, with updates based on feedback from the previous surveys as well as suggestions from fellow colleagues at FAIS in Portland, Oregon.
- ▶ An expanded report and full transcript of all written comments will be compiled for the Head of School and the Chair of the Board of Trustees. The administration will decide how best to disseminate the results to the school community.

## Methodology

- ▶ The survey was administered online. 627 families were invited to participate LILA-wide (2008=696, 2007=608). The Web survey was conducted on [www.surveymonkey.com](http://www.surveymonkey.com). Families were requested to only answer one survey per family.
- ▶ A total of 225 surveys were submitted, (2008=210, 2007=227) for an overall response rate of 36% (2008=30%, 2007=37%). Surveys were collected between October 5 and October 26, 2009 (2008=9-18-08 to 10-8-08, 2007=12-18-07 to 1-23-08).
- ▶ Survey results were tabulated and compiled in such a manner as to respect the confidentiality of individual responses. For this report, results are analyzed LILA-wide. Global filtered results are available for strategic planning purposes.

# Respondent Profile

---

---

**The majority of respondents are only parents , 4% (2008=7%) are also LILA employees. Input was received from all campuses:**

- ▶ Of those who responded to the survey, 48% ('08=52%) are from Los Feliz, 15% ('08=15.5%) from Pasadena, 18% ('08=14.5%) from West Valley, 17.4% ('08=16.4%) from Orange County, and 1.7% ('08 ~2%) from either Pasadena and Los Feliz, or West Valley and Los Feliz.
- ▶ In regards to tuition, 74% ('08=76%) pay all of it themselves, 5% ('08=7%) receive assistance from their employer, 13.8% ('08=14%) receive partial or full French *bourse*, and 5.4% ('08=5%) receive partial LILA financial aid.

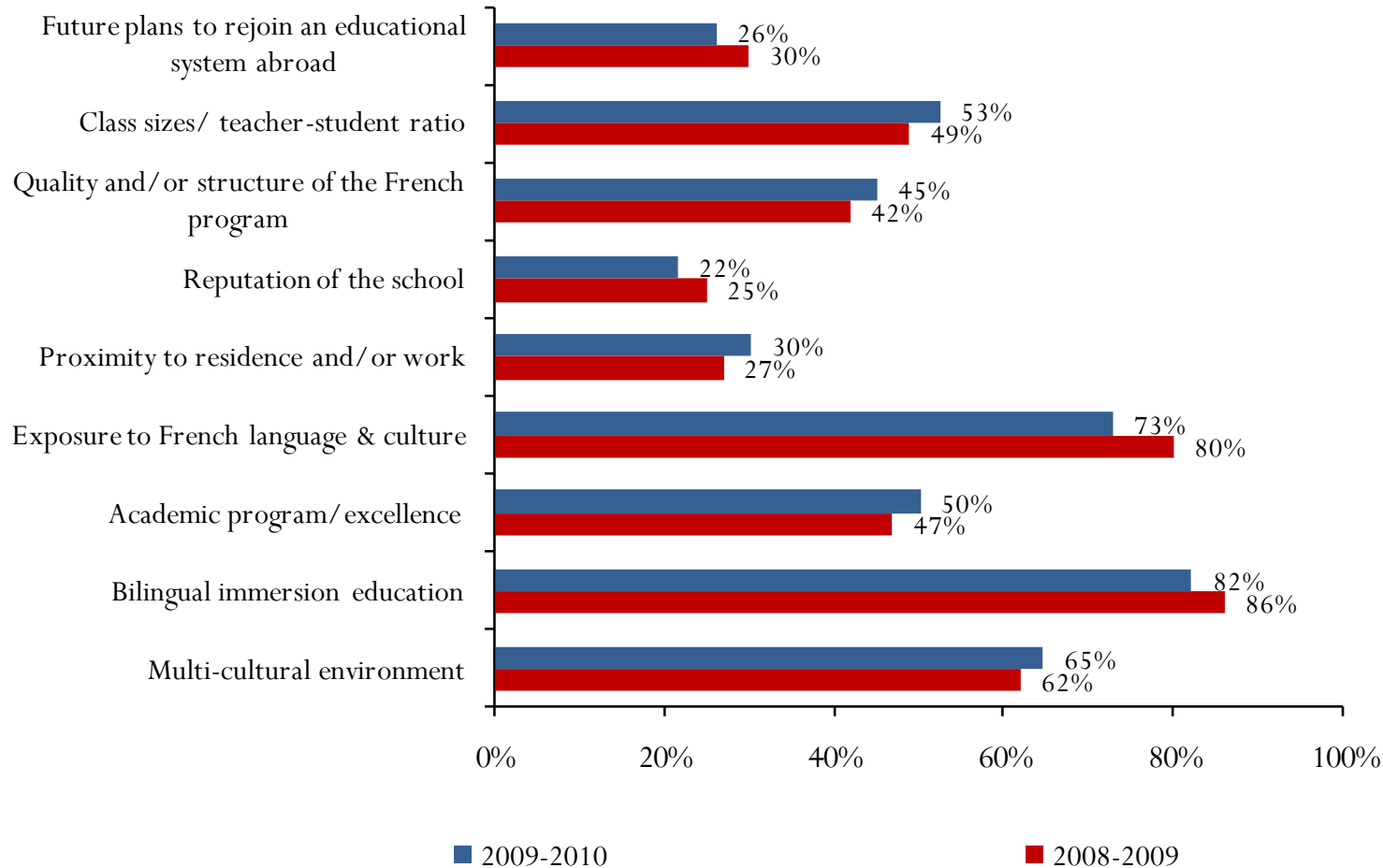
**Most have only one child at the School:**

- ▶ Approximately three-fourths ,72%, (66% in 2008), of the responding parents have one child enrolled at the School [25.4% ('08=31%) have 2, and 2.7% ('08=3%) have 3].
  - 25.3% ('08=26%) have at least one child in Pre-elementary (preschool and pre-kindergarten).
  - 58.2% ('08=61%) have at least one child in Elementary (kindergarten to 5<sup>th</sup> grade).
  - 18.2 ('08=19%) have at least one child in Middle School (6<sup>th</sup> to 8<sup>th</sup> grade).
  - 17% ('08=12%) have at least one child in High School (9<sup>th</sup> to 12<sup>th</sup> grade).
- ▶ On average, those responding have had a child attending the School for 4 years.
  - 55.4% ('08=54%) have attended LILA for 1-3 years.
  - 44.6 ('08=46%) have attended LILA for 4+ years.
  - 76% ('08=69%) feel their child(ren) will graduate from high school at LILA.

**LILA families are ethnically diverse.**

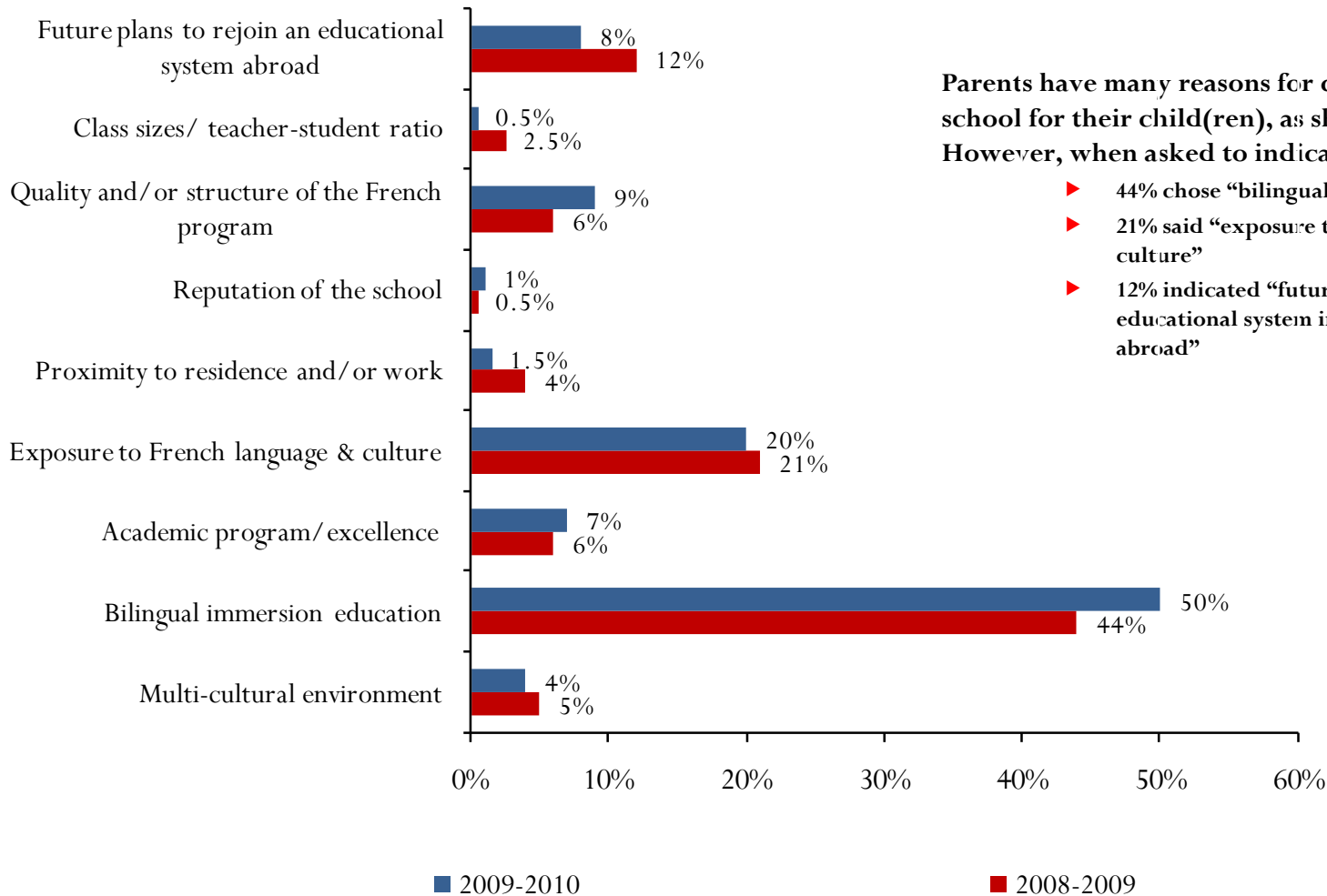
- ▶ 47.5% say English is the dominant language spoken regularly in their household. ('08=53%)
- ▶ 17.6% ('08=18%) say only French is spoken regularly at home, 22% ('08=29%) speak both French and English regularly in home, and some parents report that in addition they speak Spanish, German, Korean, Chinese, Farsi, or Arabic among other languages (2-4% each language).
- ▶ 39% ('08=51%) of respondents describe their origin as American, while 23% ('08=30%) say they are French nationals.
- ▶ An additional 8% ('08=13%) describe themselves as Francophones not from France and 22% responded 'other' ('08=comment only).

# Why LILA?



Q: "Please indicate the reason(s) why you originally selected LILA for your child(ren), check all that apply."

# Why LILA?



Parents have many reasons for choosing LILA as the best school for their child(ren), as shown on the chart.

However, when asked to indicate the main reason:

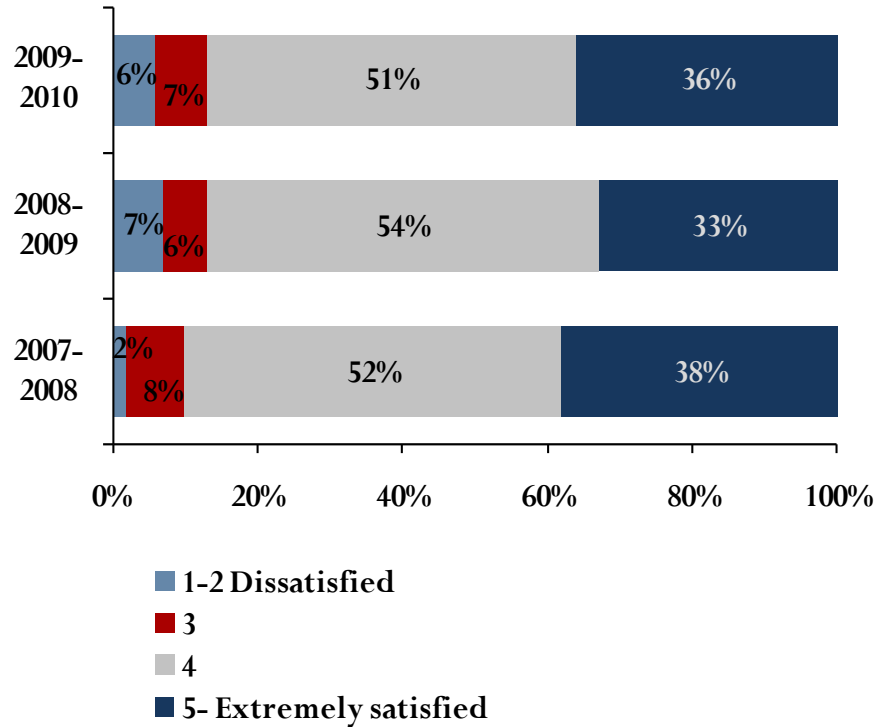
- ▶ 44% chose “bilingual immersion education”
- ▶ 21% said “exposure to French language and culture”
- ▶ 12% indicated “future plans to rejoin the French educational system in France or similar school abroad”

Q: “Please indicate the one MAIN reason why you originally selected LILA for your child(ren).”

# Key Measures of Satisfaction

## Overall Quality of School Experience

### Satisfaction with overall quality of experience at LILA



LILA performs strongly on several key dimensions of satisfaction:

Satisfaction with the overall quality of experience provided by LILA is very strong.

- ▶ Most parents (87%) say they are satisfied or extremely satisfied (ratings of 4 or 5 on a 5-point scale).

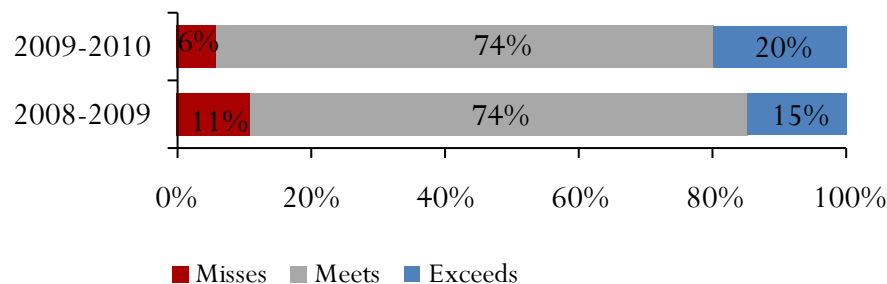
That said, the percent 'extremely satisfied' has improved and the percent 'very dissatisfied' has decreased compared to 2008-2009 results.

Q: "Please rate on a scale of 1 to 5, your level of satisfaction with your child(ren)'s overall experience at LILA."

# Key Measures of Satisfaction

## Meeting Expectations & Willingness to Recommend LILA to Others

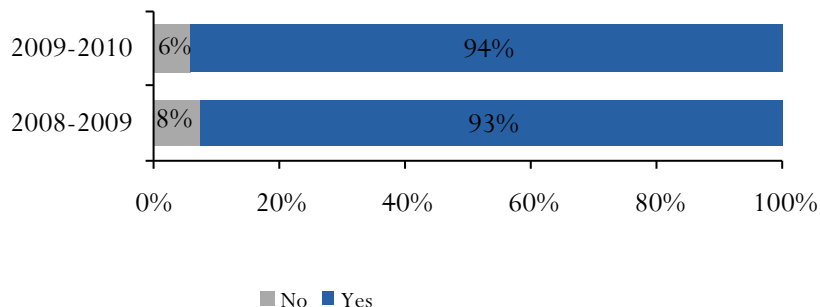
### How well LILA meets expectations



### LILA is meeting or exceeding parents' expectations.

- ▶ The vast majority of parents 94% ('08=89%) feel LILA meets or exceeds their expectations.
- ▶ Most (74%) say LILA meets their expectations.
- ▶ This question was not asked on the 2007-2008 survey.

### Recommend LILA to friends or relatives



### Parents would recommend LILA to others.

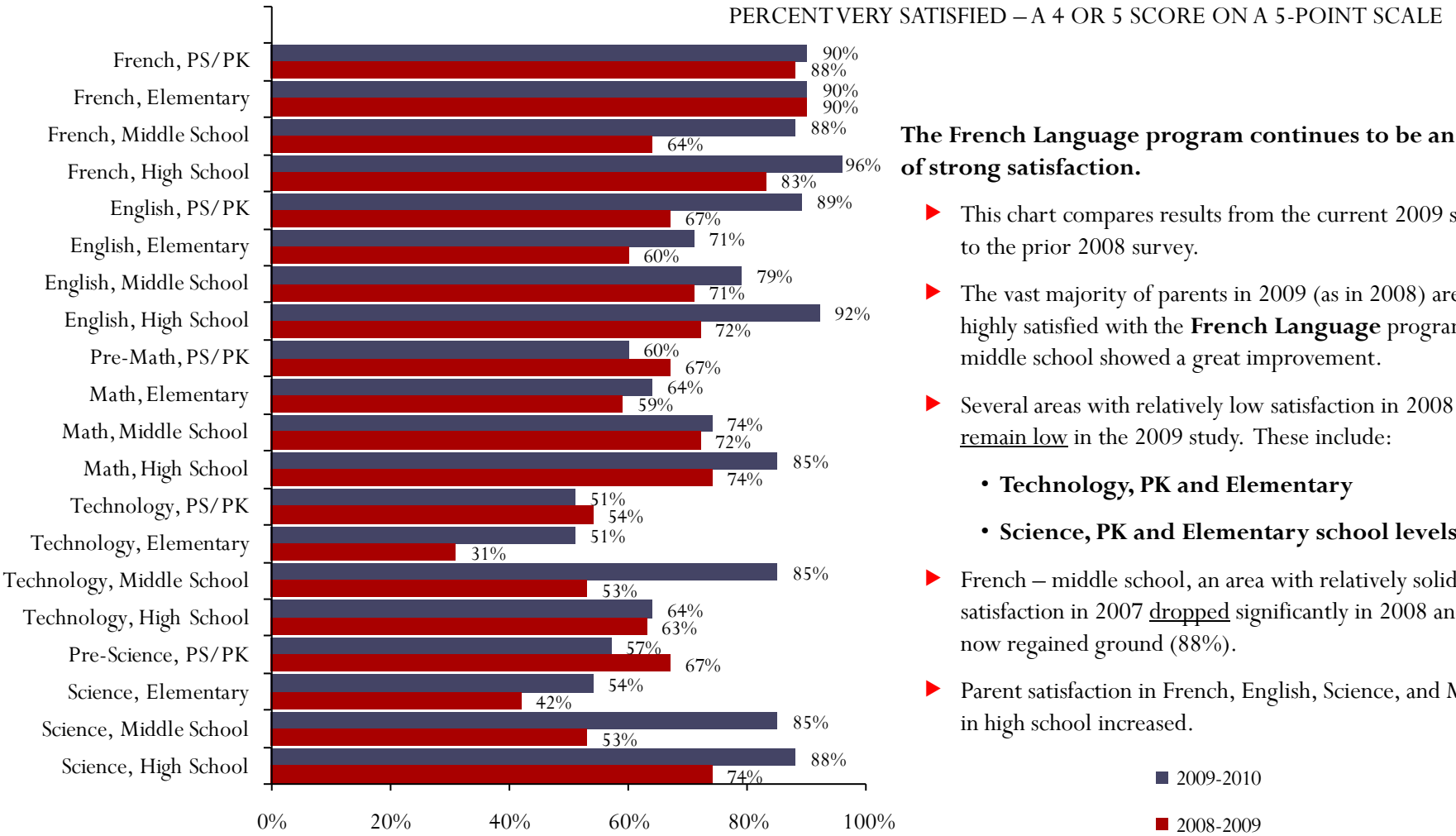
- ▶ The vast majority of parents (94%) say they would recommend LILA to friends or relatives.
- ▶ This question was not asked on the 2007-2008 survey.

Q: "Considering all aspects of your experience, would you say that LILA generally misses, meets or exceeds your expectations?"

Q: "Would you recommend LILA to friends or relatives?"

# Educational Program

## Overall Ratings for WHAT LILA Teaches at the Different Levels – Current vs. Past



**The French Language program continues to be an area of strong satisfaction.**

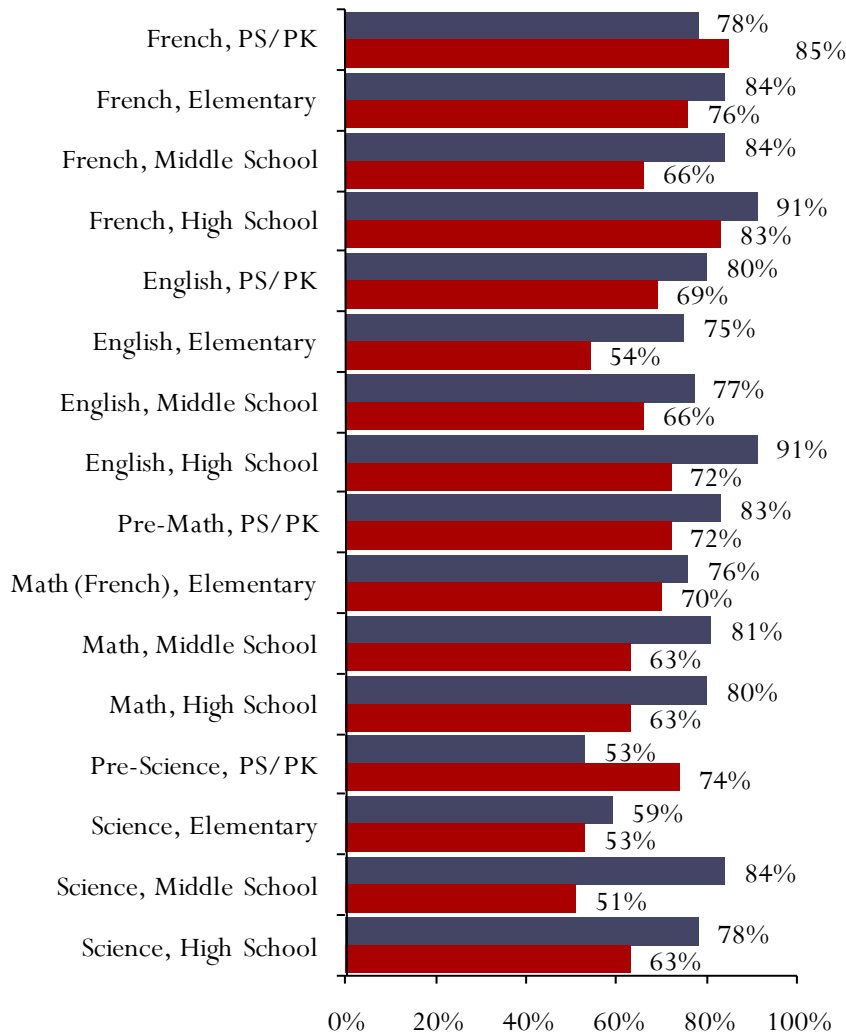
- ▶ This chart compares results from the current 2009 survey to the prior 2008 survey.
- ▶ The vast majority of parents in 2009 (as in 2008) are highly satisfied with the **French Language** program. The middle school showed a great improvement.
- ▶ Several areas with relatively low satisfaction in 2008 remain low in the 2009 study. These include:
  - **Technology, PK and Elementary**
  - **Science, PK and Elementary school levels**
- ▶ French – middle school, an area with relatively solid satisfaction in 2007 dropped significantly in 2008 and has now regained ground (88%).
- ▶ Parent satisfaction in French, English, Science, and Math in high school increased.

■ 2009-2010  
■ 2008-2009

Q: "As far as [GRADE LEVEL] programs are concerned, and based on your own children's experience, please rate how well LILA is addressing your Academic Excellence expectations." Scores of 4 and 5 counted on a scale of 1 to 5." (Sample sizes vary.)

# Educational Program

## Overall Ratings for HOW LILA Teaches at the Different Levels – Current vs. Past



PERCENT VERY SATISFIED – A 4 OR 5 SCORE ON A 5-POINT SCALE

### Parents are strongly satisfied with HOW LILA teaches.

- ▶ This chart compares results from the current 2009 survey to the prior 2008 survey.
- ▶ The vast majority of parents in 2009 (as in 2008) are highly satisfied with the **French Language** program.
- ▶ Science at the elementary and middle school levels with relatively low satisfaction in 2007 remained low in the 2008 study but has increased greatly in middle school.
- ▶ French – middle school, an area with relatively solid satisfaction in 2007 dropped significantly in 2008 has regained in 2009.
- ▶ Math – parent satisfaction increased from 2008 to 2009 for middle and high school level math.
- ▶ Parent satisfaction with the French and English programs increased except in French PK level.

■ 2009-2010

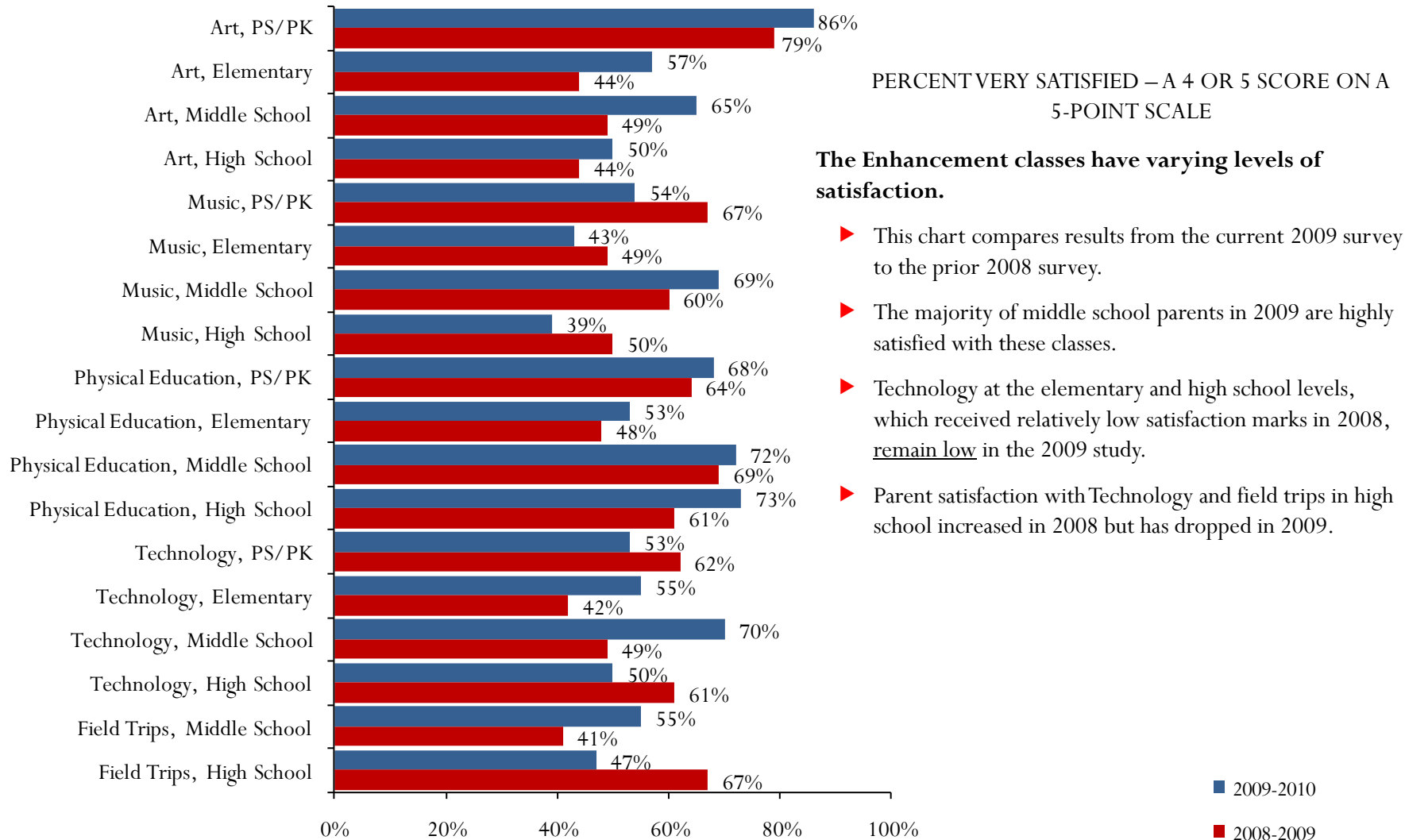
■ 2008-2009

Q: "Based on your own child(ren)'s experience, please rank how well LILA is addressing your Instructional Expectations for [GRADE LEVEL] (How we teach)."

Scores of 4 and 5 counted on a scale of 1 to 5. (Sample sizes vary.)

# Educational Program – Enhancement Classes

## Overall Ratings for HOW LILA Teaches at the Different Levels – Current vs. Past

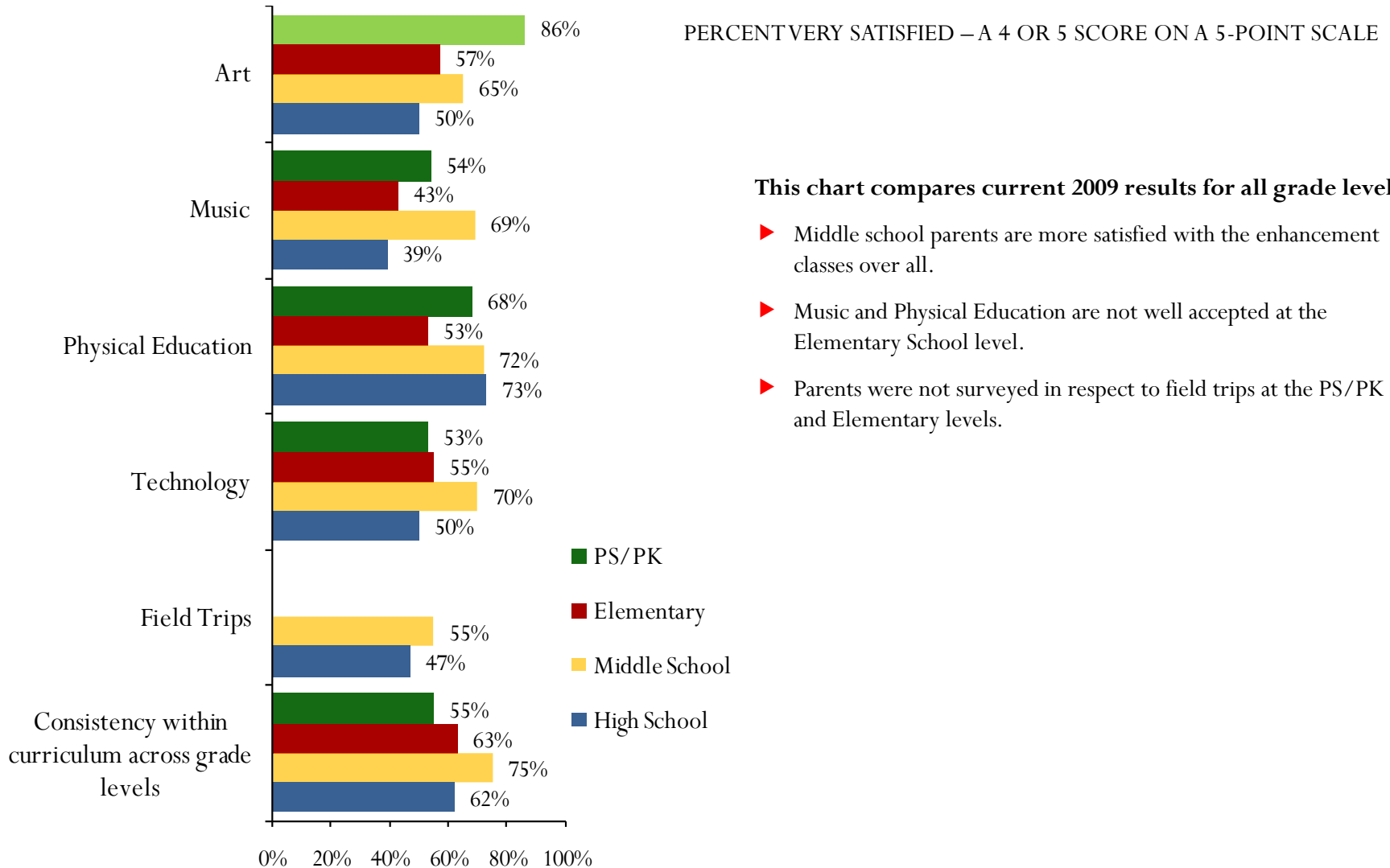


Q: "Based on your own child(ren)'s experience, please rank how well LILA is addressing your Instructional Expectations for [GRADE LEVEL] (How we teach).

Scores of 4 and 5 counted on a scale of 1 to 5. (Sample sizes vary.)

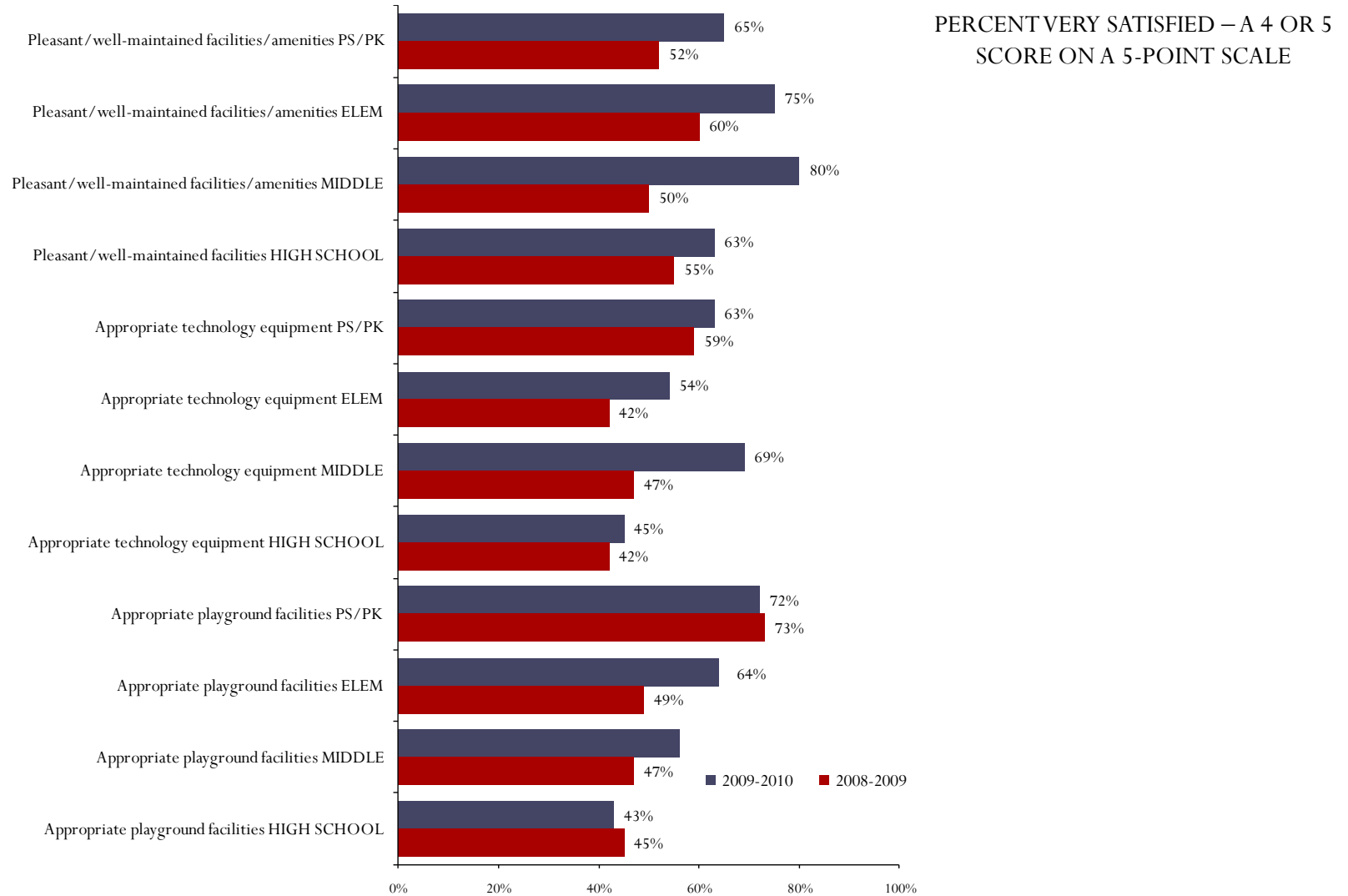
# Educational Program – Enhancement Classes

## Current Ratings – PS/PK vs. Elementary vs. Middle School vs. High School



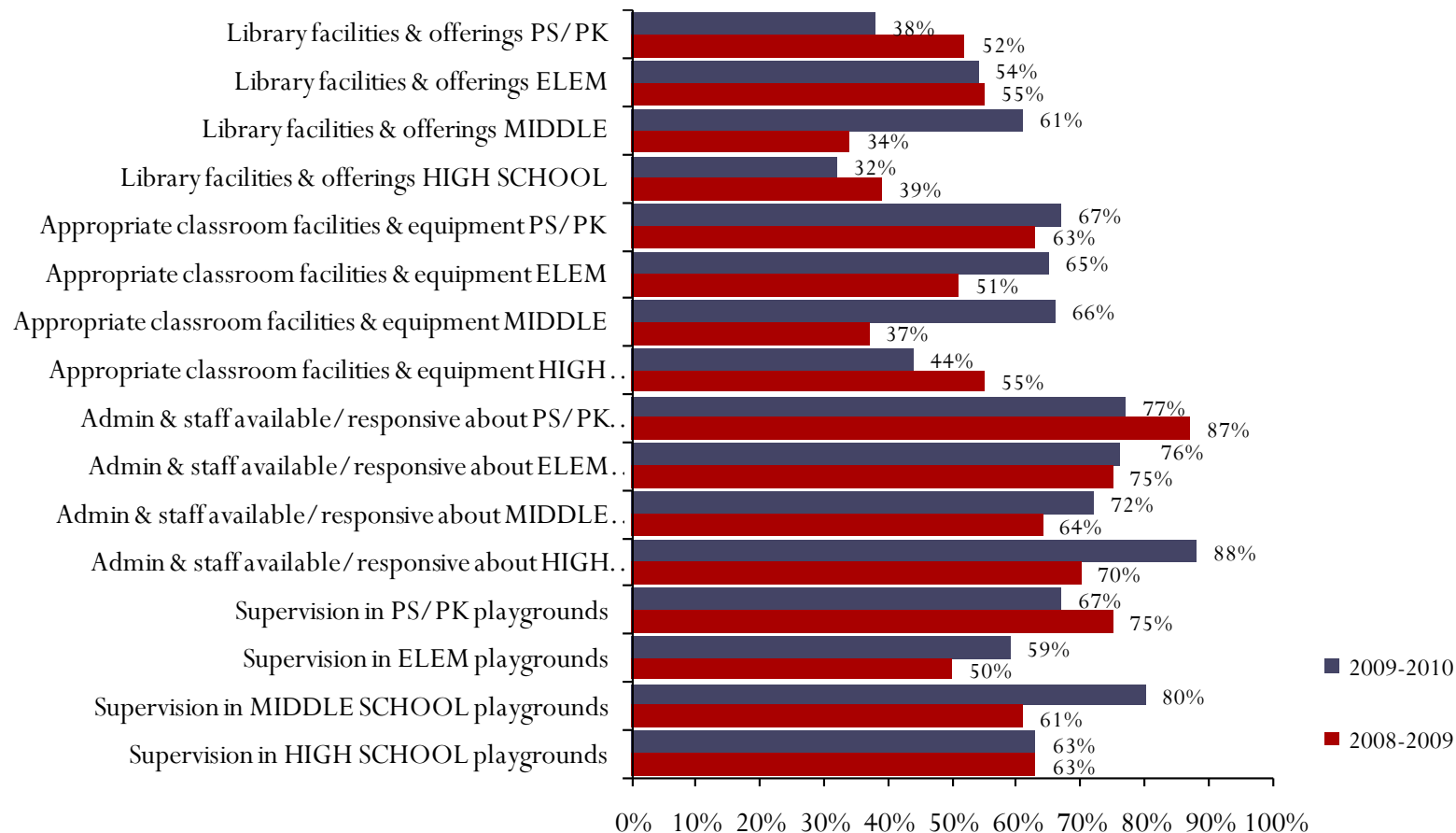
Q: "Based on our own child(ren)'s experience, please rank how well LILA is addressing your Instructional Expectations for [GRADE LEVEL] (How we teach). Scores of 4 and 5 counted on a scale of 1 to 5. (Sample sizes vary.)

# School Facilities & Administrative Services

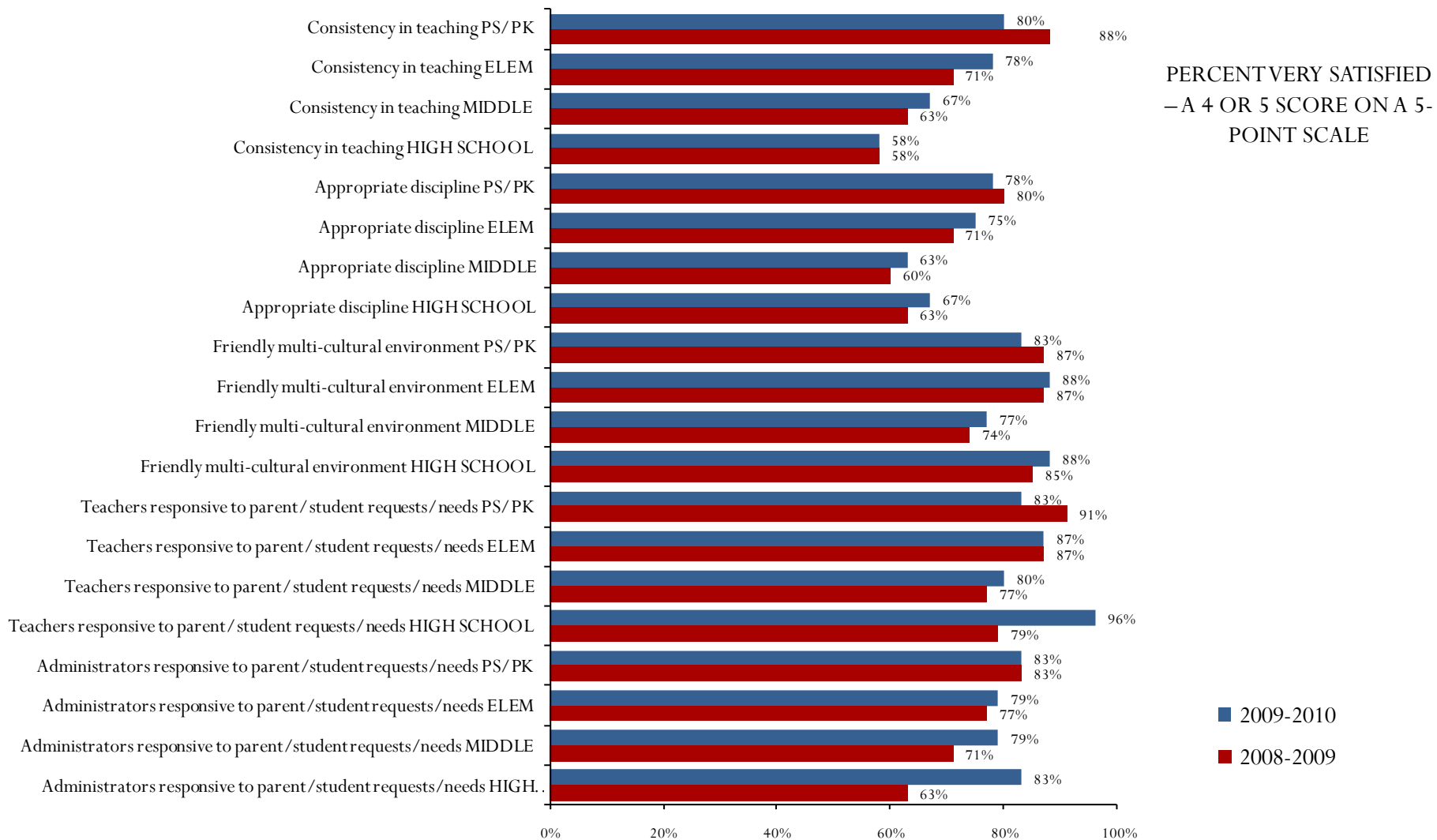


# School Facilities & Administrative Services – cont'd

PERCENT VERY SATISFIED – A 4 OR 5  
SCORE ON A 5-POINT SCALE

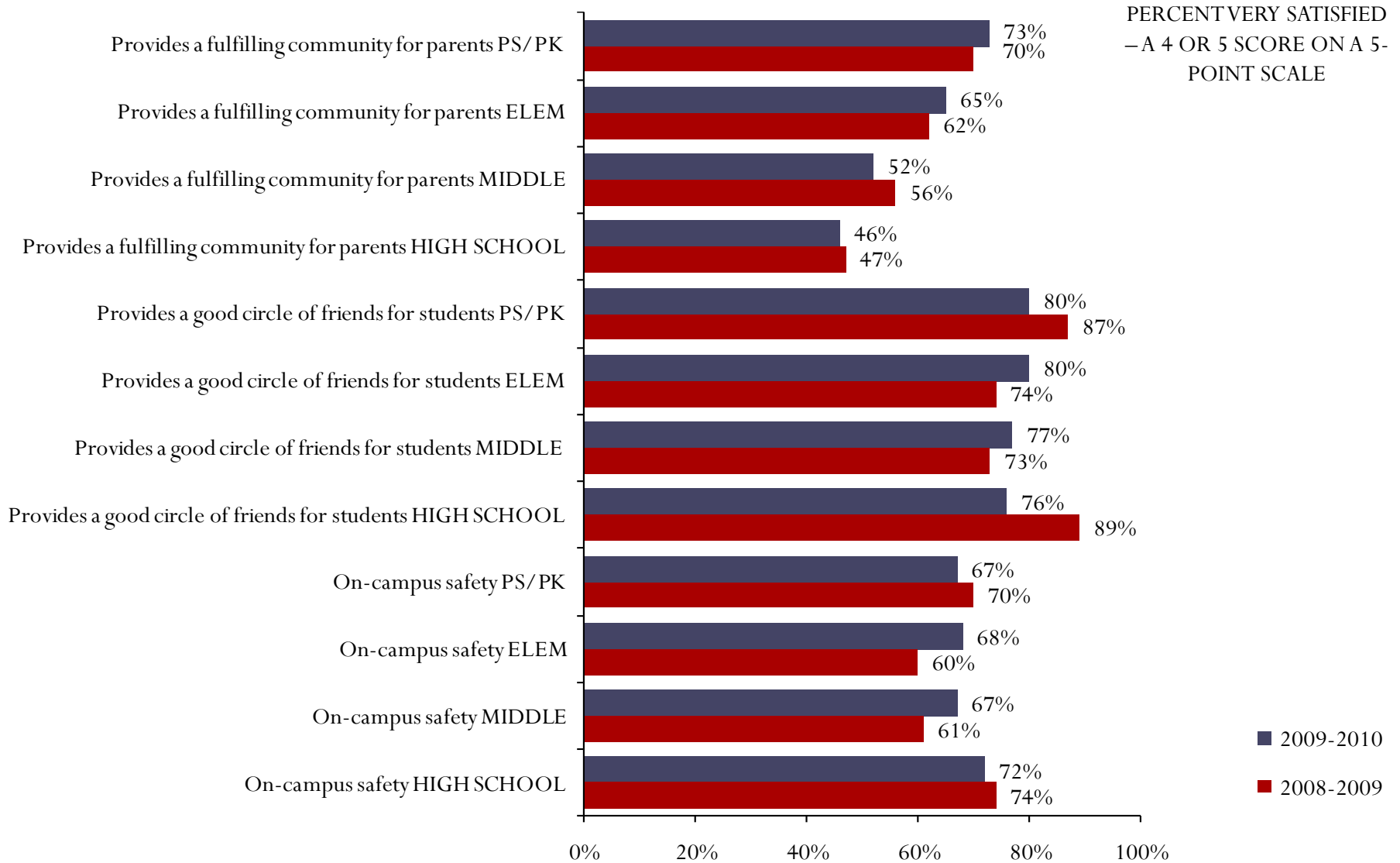


# Instruction and Discipline



Q: Please rank how well LILA is addressing your Instruction and Discipline expectations for [GRADE LEVEL]. (Sample sizes vary.)

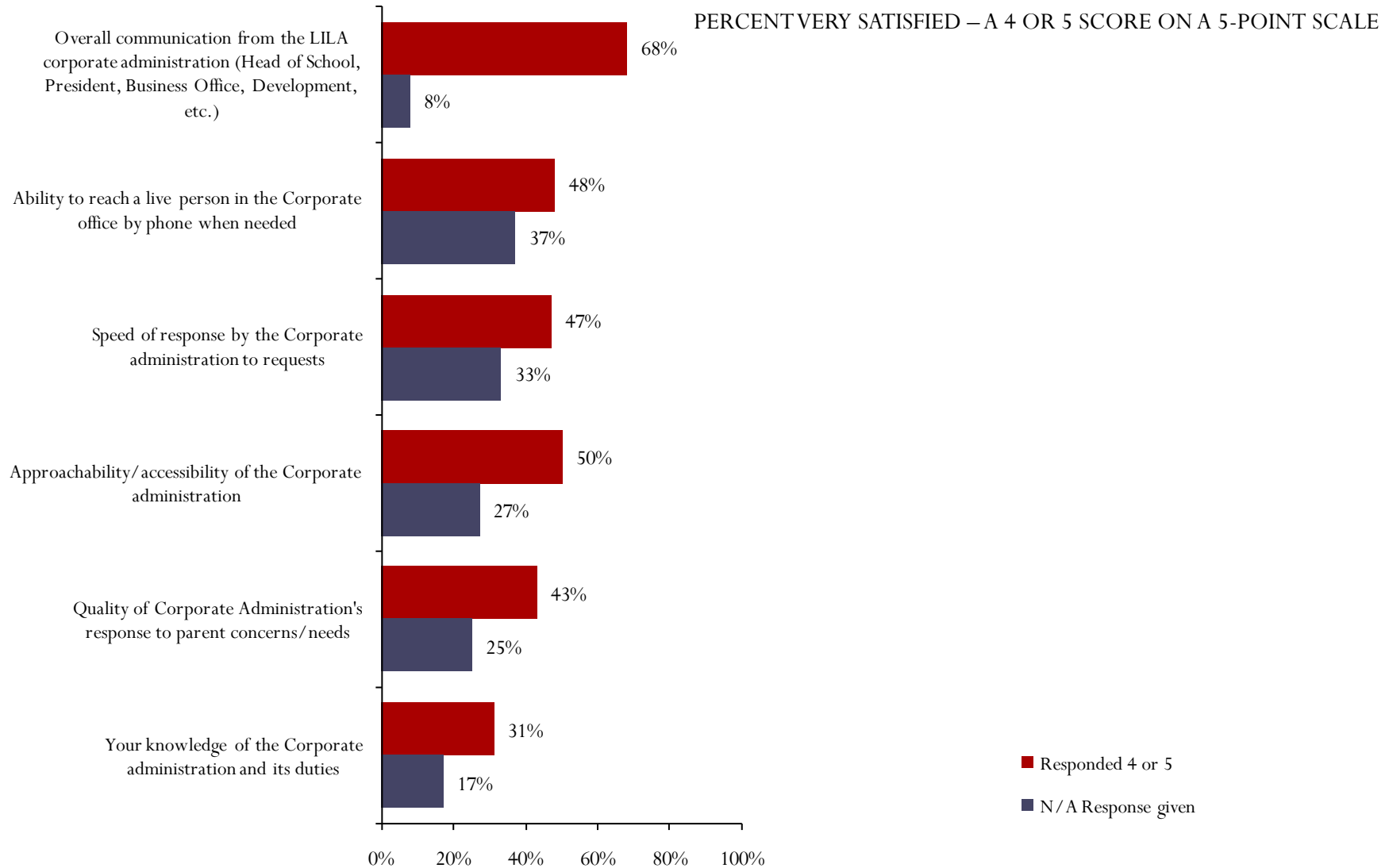
# School Community



■ 2009-2010  
■ 2008-2009

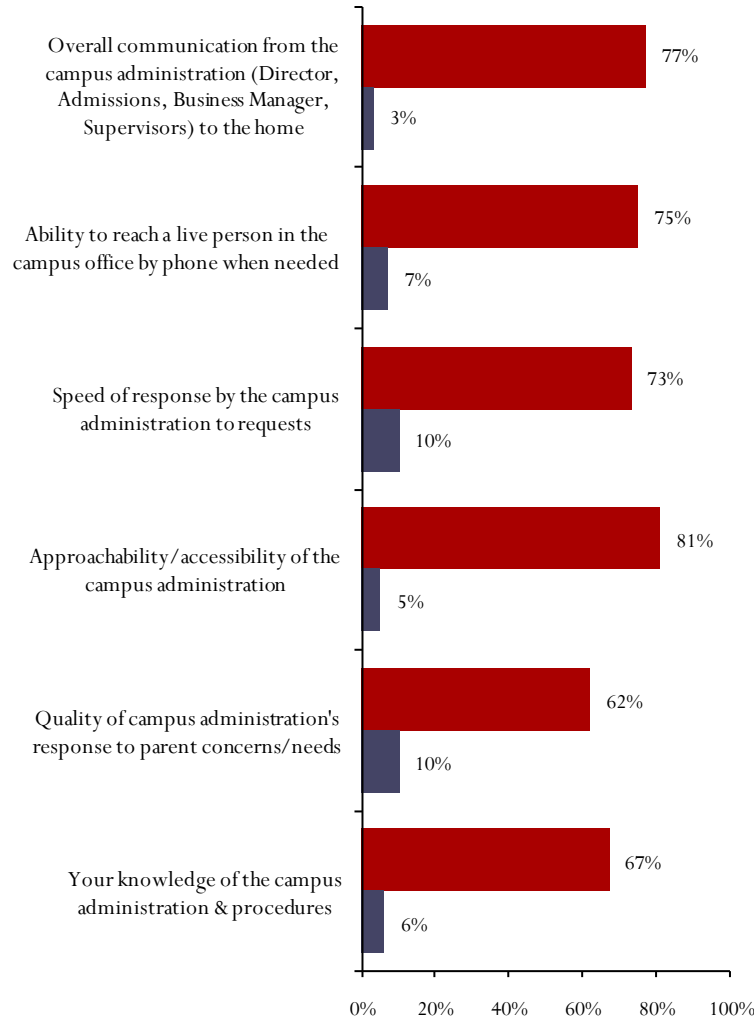
Q: Please rank how well LILA is addressing your Instruction and Discipline expectations for [GRADE LEVEL]. (Sample sizes vary.)

# Communication with the LILA Corporate Administration



Q: "Based on your own experience, how satisfied are you with each of the following aspects of school communication?" Sample sizes vary.

# Communication with Campus Administration

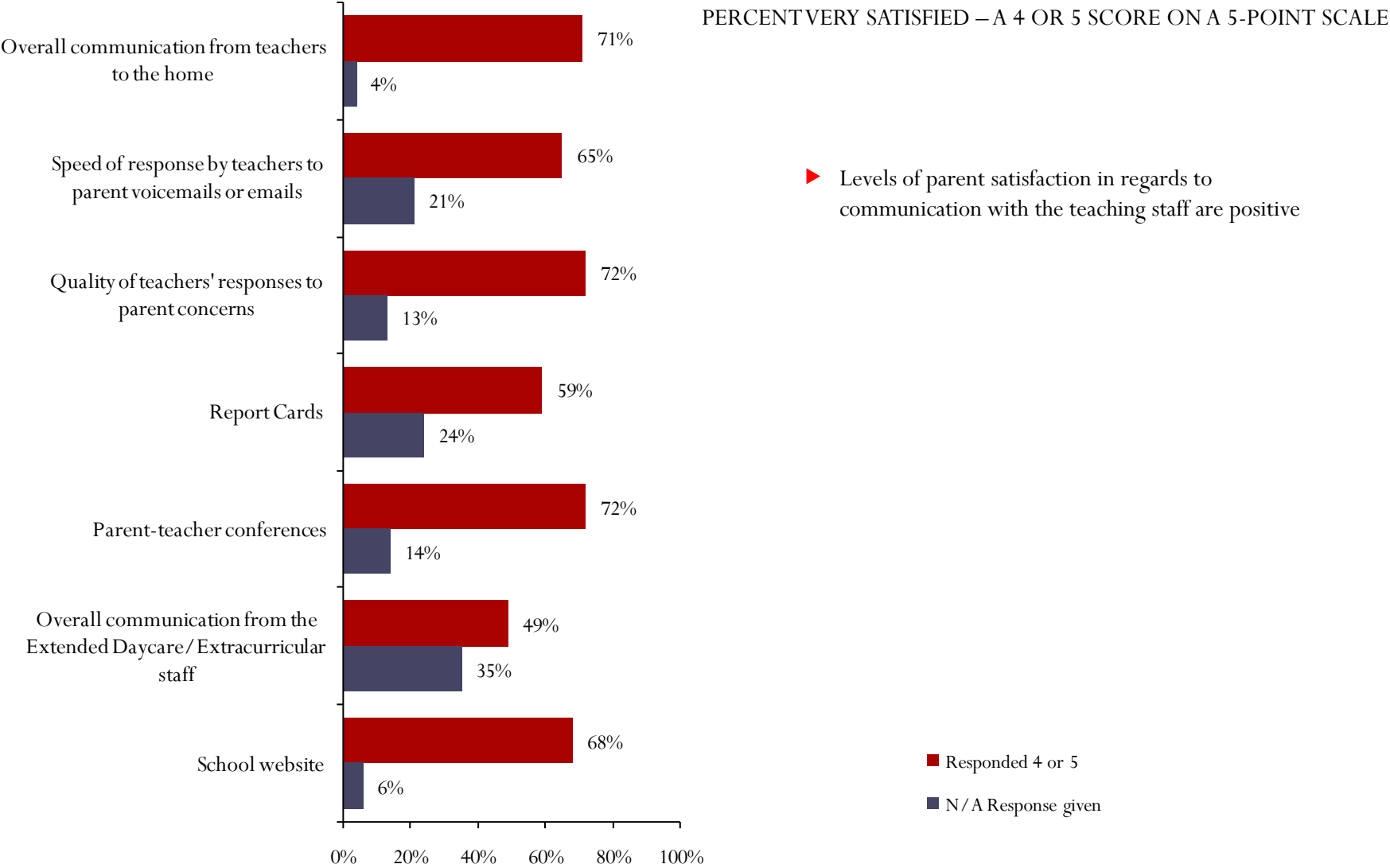


PERCENT VERY SATISFIED – A 4 OR 5 SCORE ON A 5-POINT SCALE

- ▶ Levels of parent satisfaction in regards to communication at the Campus level are positive
- ▶ Based on the lower number of N/A responses, campus communication is more relevant than Corporate communication for most parents

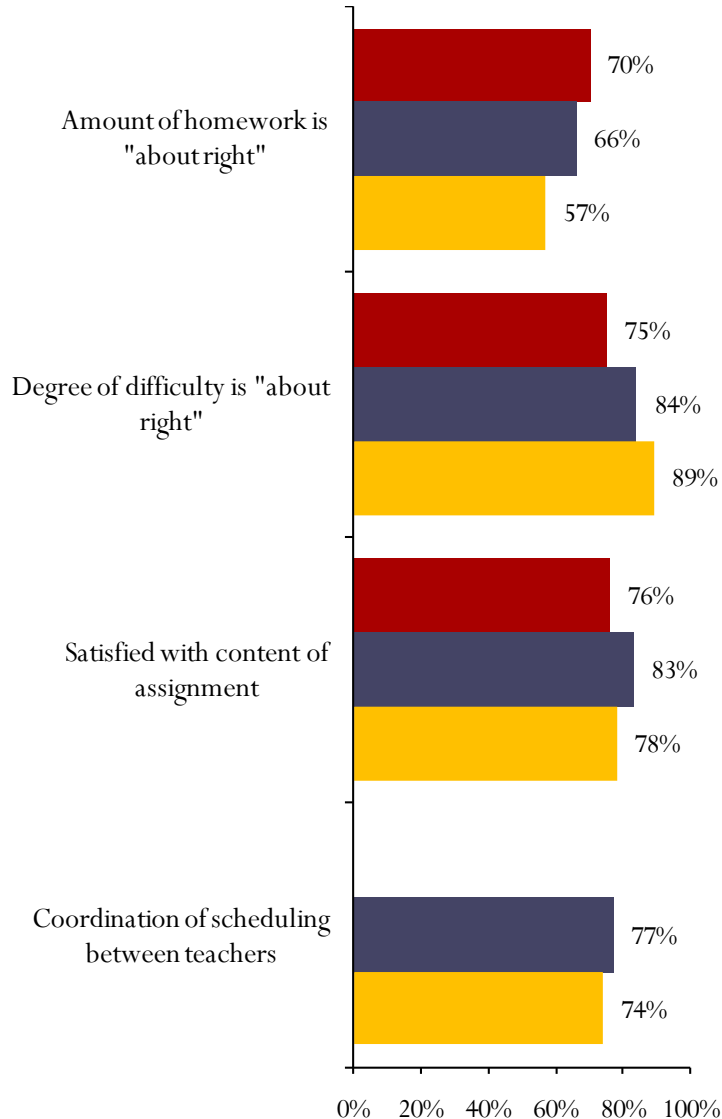
■ Responded 4 or 5 ■ N/A Response given

# Communication with Teaching Staff & Others



Q: "Based on your own experience, how satisfied are you with each of the following aspects of school communication?" Sample sizes vary.

# Homework



**These questions were not asked at the PS/PK level.**

- ▶ Level of parent satisfaction in regards to the different aspects of homework is very positive

*Q: Would you say that in a typical week, your child(ren) in the [Elem / Middle / High School] section is / are expected to complete too little, too much, or about the right amount of homework?*

*Q: Would you say that in a typical week, the homework your child(ren) in the [Elem / Middle / High School] section has / have is too easy, too difficult, or about the right degree of difficulty?*

*Q: How satisfied are you with the content of the homework assignments given in a typical week?*

*Q: How satisfied are you with the degree to which your child(ren)'s [Middle or High School] teachers coordinate the content and amount of homework they assign in a typical week?*

*Sample sizes vary.*

# Lycée International de Los Angeles

