

Seuil des 5%	3 631 voix
--------------	------------

PROVINCE SUD - AVANT PROCLAMATION OFFICIELLE -																						
COMMUNES	INSCRITS		VOTANTS		BLANCS ET NULS		EXPRIMES		FRONT NATIONAL		AVANCE		RASSEMBLEMENT		FCCI		MCC		UNI		UC	
									GEORGE G.		VALET Th.		LAFLEUR J.		BURCK F.		MANUOHALALO A.		DIGOUÉ A.		PIDJOT Ch.	
									C : 4	A : 5	C : 0	A : 0	C : 13	A : 16	C : 0	A : 0	C : 0	A : 0	C : 0	A : 0	C : 0	A : 0
BOULOUPARIS	1 539	1 276	82,91%	14	1,10%	1 262	98,90%	104	8,24%	9	0,71%	522	41,36%	6	0,48%	7	0,55%	63	4,99%	137	10,86%	
BOURAIL	2 997	2 367	78,98%	63	2,66%	2 304	97,34%	216	9,38%	20	0,87%	749	32,51%	15	0,65%	15	0,65%	77	3,34%	80	3,47%	
DUMBEA	8 569	6 374	74,38%	191	3,00%	6 183	97,00%	822	13,29%	113	1,83%	1 843	29,81%	46	0,74%	178	2,88%	332	5,37%	119	1,92%	
FARINO	374	343	91,71%	1	0,29%	342	99,71%	84	24,56%	2	0,58%	171	50,00%	0	0,00%	1	0,29%	2	0,58%	1	0,29%	
ILE DES PINS	1 149	814	70,84%	11	1,35%	803	98,65%	3	0,37%	2	0,25%	309	38,48%	4	0,50%	5	0,62%	117	14,57%	74	9,22%	
LA FOA	2 117	1 831	86,49%	24	1,31%	1 807	98,69%	139	7,69%	10	0,55%	582	32,21%	11	0,61%	4	0,22%	75	4,15%	34	1,88%	
MOINDOU	501	392	78,24%	7	1,79%	385	98,21%	17	4,42%	13	3,38%	116	30,13%	22	5,71%	1	0,26%	94	24,42%	20	5,19%	
MONT DORE	11 580	8 901	76,87%	268	3,01%	8 633	96,99%	980	11,35%	99	1,15%	2 842	32,92%	61	0,71%	286	3,31%	302	3,50%	393	4,55%	
NOUMEA	34 471	26 774	77,67%	699	2,61%	26 075	97,39%	3 329	12,77%	339	1,30%	8 517	32,66%	146	0,56%	507	1,94%	605	2,32%	515	1,98%	
PAITA	5 833	4 590	78,69%	115	2,51%	4 475	97,49%	397	8,87%	41	0,92%	938	20,96%	24	0,54%	86	1,92%	181	4,04%	197	4,40%	
POYA SUD	101	91	90,10%	1	1,10%	90	98,90%	10	11,11%	1	1,11%	51	56,67%	0	0,00%	0	0,00%	0	0,00%	1	1,11%	
SARRAMEA	422	333	78,91%	4	1,20%	329	98,80%	4	1,22%	0	0,00%	34	10,33%	32	9,73%	1	0,30%	90	27,36%	44	13,37%	
THIO	1 679	1 149	68,43%	21	1,83%	1 128	98,17%	20	1,77%	2	0,18%	188	16,67%	15	1,33%	43	3,81%	333	29,52%	174	15,43%	
YATE	1 291	1 002	77,61%	7	0,70%	995	99,30%	10	1,01%	1	0,10%	232	23,32%	44	4,42%	6	0,60%	259	26,03%	59	5,93%	
PROVINCE SUD	72 623	56 237	77,44%	1 426	2,54%	54 811	97,46%	6 135	11,19%	652	1,19%	17 094	31,19%	426	0,78%	1 140	2,08%	2 530	4,62%	1 848	3,37%	

Seuil des 5%	3 631 voix
--------------	------------

PROVINCE SUD - AVANT PROCLAMATION OFFICIELLE -

COMMUNES	INSCRITS		VOTANTS		BLANCS ET NULS		EXPRIMES		CALEDONIE MP		AVENIR ENS		UO		MCDC		ROC		FLNKS PI		PEV	
									POSTIC R.		THEMEREAU M.N.		DURAN S.		WAHEO M.		TUIFUA M.		WAMYTAN R.		MAPOU R.	
									C : 0	A : 0	C : 15	A : 19	C : 0	A : 0	C : 0	A : 0	C : 0	A : 0	C : 0	A : 0	C : 0	A : 0
BOULOUPARIS	1 539	1 276	82,91%	14	1,10%	1 262	98,90%	12	0,95%	304	24,09%	3	0,24%	24	1,90%	7	0,55%	32	2,54%	32	2,54%	
BOURAIL	2 997	2 367	78,98%	63	2,66%	2 304	97,34%	60	2,60%	665	28,86%	9	0,39%	39	1,69%	6	0,26%	318	13,80%	35	1,52%	
DUMBEA	8 569	6 374	74,38%	191	3,00%	6 183	97,00%	184	2,98%	2 043	33,04%	123	1,99%	111	1,80%	85	1,37%	129	2,09%	55	0,89%	
FARINO	374	343	91,71%	1	0,29%	342	99,71%	1	0,29%	74	21,64%	0	0,00%	1	0,29%	2	0,58%	0	0,00%	3	0,88%	
ILE DES PINS	1 149	814	70,84%	11	1,35%	803	98,65%	5	0,62%	71	8,84%	3	0,37%	20	2,49%	4	0,50%	164	20,42%	22	2,74%	
LA FOA	2 117	1 831	86,49%	24	1,31%	1 807	98,69%	14	0,77%	864	47,81%	8	0,44%	10	0,55%	3	0,17%	35	1,94%	18	1,00%	
MOINDOU	501	392	78,24%	7	1,79%	385	98,21%	7	1,82%	69	17,92%	0	0,00%	7	1,82%	1	0,26%	16	4,16%	2	0,52%	
MONT DORE	11 580	8 901	76,87%	268	3,01%	8 633	96,99%	162	1,88%	2 491	28,85%	162	1,88%	155	1,80%	71	0,82%	522	6,05%	107	1,24%	
NOUMEA	34 471	26 774	77,67%	699	2,61%	26 075	97,39%	659	2,53%	9 674	37,10%	333	1,28%	591	2,27%	211	0,81%	378	1,45%	271	1,04%	
PAITA	5 833	4 590	78,69%	115	2,51%	4 475	97,49%	76	1,70%	2 038	45,54%	102	2,28%	59	1,32%	36	0,80%	250	5,59%	50	1,12%	
POYA SUD	101	91	90,10%	1	1,10%	90	98,90%	1	1,11%	26	28,89%	0	0,00%	0	0,00%	0	0,00%	0	0,00%	0	0,00%	
SARRAMEA	422	333	78,91%	4	1,20%	329	98,80%	3	0,91%	90	27,36%	1	0,30%	7	2,13%	1	0,30%	21	6,38%	1	0,30%	
THIO	1 679	1 149	68,43%	21	1,83%	1 128	98,17%	16	1,42%	136	12,06%	2	0,18%	11	0,98%	3	0,27%	103	9,13%	82	7,27%	
YATE	1 291	1 002	77,61%	7	0,70%	995	99,30%	5	0,50%	28	2,81%	3	0,30%	36	3,62%	0	0,00%	129	12,96%	183	18,39%	
PROVINCE SUD	72 623	56 237	77,44%	1 426	2,54%	54 811	97,46%	1 205	2,20%	18 573	33,89%	749	1,37%	1 071	1,95%	430	0,78%	2 097	3,83%	861	1,57%	

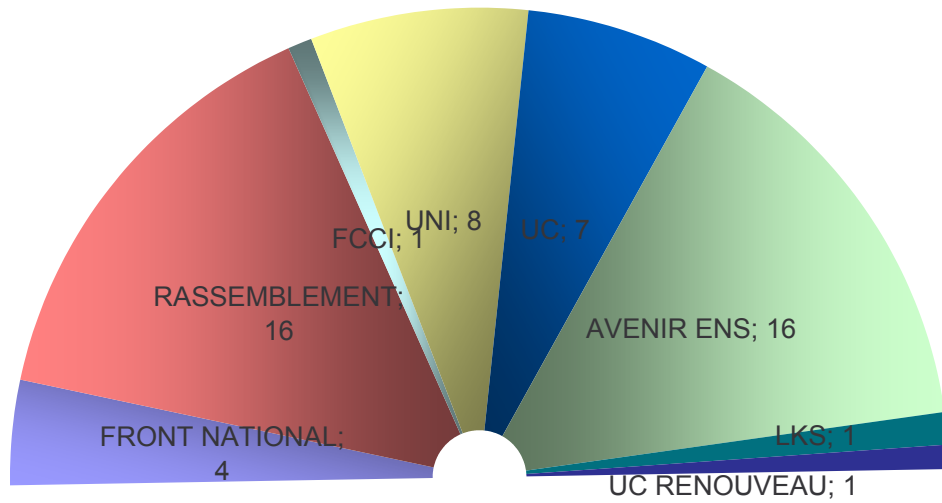
ELECTIONS PROVINCIALES
DU 9 MAI 2004

PROVINCE NORD		- AVANT PROCLAMATION OFFICIELLE -																Seuil des 5%				1 444 voix			
COMMUNES	INSCRITS	VOTANTS		BLANCS ET NULS		EXPRIMES		UNI		EFN		UC		FCCI		LKS		RASSEMBLEMENT		AVENIR ENS		CALEDONIE MP		MCDC	
								NEAOUTYINE P.		LECHEVALIER Y.		NAOUNA P.		JOREDIE L.		DAYE E.		DEBIEN F.		BABIN E.		DOUYERE E.		BOUILLANT K.	
								C : 7	A : 11	C : 0	A : 0	C : 5	A : 7	C : 0	A : 0	C : 0	A : 0	C : 2	A : 3	C : 1	A : 1	C : 0	A : 0	C : 0	A : 0
BELEP	730	501	68,63%	1	0,20%	500	99,80%	177	35,40%	0	0,00%	69	13,80%	214	42,80%	3	0,60%	2	0,40%	8	1,60%	1	0,20%	26	5,20%
CANALA	2 588	1 898	73,34%	28	1,48%	1 870	98,52%	487	26,04%	8	0,43%	749	40,05%	382	20,43%	93	4,97%	108	5,78%	29	1,55%	9	0,48%	5	0,27%
HIENGHENE	1 708	1 100	64,40%	6	0,55%	1 094	99,45%	496	45,34%	1	0,09%	446	40,77%	27	2,47%	7	0,64%	77	7,04%	19	1,74%	11	1,01%	10	0,91%
HOUAILLOU	2 714	1 764	65,00%	43	2,44%	1 721	97,56%	808	46,95%	26	1,51%	347	20,16%	61	3,54%	25	1,45%	213	12,38%	100	5,81%	90	5,23%	51	2,96%
KAALA GOMEN	1 117	851	76,19%	13	1,53%	838	98,47%	232	27,68%	14	1,67%	247	29,47%	184	21,96%	10	1,19%	68	8,11%	73	8,71%	9	1,07%	1	0,12%
KONE	2 549	1 973	77,40%	43	2,18%	1 930	97,82%	663	34,35%	133	6,89%	628	32,54%	33	1,71%	26	1,35%	250	12,95%	156	8,08%	28	1,45%	13	0,67%
KOUMAC	1 663	1 307	78,59%	30	2,30%	1 277	97,70%	187	14,64%	82	6,42%	149	11,67%	52	4,07%	9	0,70%	338	26,47%	327	25,61%	114	8,93%	19	1,49%
OUEGOA	1 547	1 138	73,56%	10	0,88%	1 128	99,12%	329	29,17%	51	4,52%	441	39,10%	30	2,66%	2	0,18%	156	13,83%	84	7,45%	25	2,22%	10	0,89%
POINDIMIE	3 082	2 318	75,21%	37	1,60%	2 281	98,40%	1 276	55,94%	40	1,75%	264	11,57%	12	0,53%	54	2,37%	219	9,60%	216	9,47%	55	2,41%	145	6,36%
PONERIHOUEN	1 967	1 393	70,82%	16	1,15%	1 377	98,85%	741	53,81%	25	1,82%	293	21,28%	8	0,58%	8	0,58%	129	9,37%	60	4,36%	84	6,10%	29	2,11%
POUEBO	1 766	968	54,81%	7	0,72%	961	99,28%	330	34,34%	0	0,00%	365	37,98%	32	3,33%	2	0,21%	6	0,62%	14	1,46%	207	21,54%	5	0,52%
POUEMBOUT	806	683	84,74%	13	1,90%	670	98,10%	139	20,75%	33	4,93%	222	33,13%	26	3,88%	3	0,45%	126	18,81%	104	15,52%	9	1,34%	8	1,19%
POUM	946	668	70,61%	3	0,45%	665	99,55%	121	18,20%	4	0,60%	311	46,77%	41	6,17%	71	10,68%	51	7,67%	36	5,41%	23	3,46%	7	1,05%
POYA NORD	1 635	1 291	78,96%	23	1,78%	1 268	98,22%	318	25,08%	42	3,31%	459	36,20%	15	1,18%	11	0,87%	188	14,83%	210	16,56%	11	0,87%	14	1,10%
TOUHO	1 531	1 116	72,89%	17	1,52%	1 099	98,48%	613	55,78%	27	2,46%	244	22,20%	3	0,27%	16	1,46%	117	10,65%	53	4,82%	7	0,64%	19	1,73%
VOH	1 610	1 222	75,90%	16	1,31%	1 206	98,69%	564	46,77%	60	4,98%	148	12,27%	43	3,57%	4	0,33%	137	11,36%	217	17,99%	14	1,16%	19	1,58%
KOUAOUA	917	686	74,81%	12	1,75%	674	98,25%	232	34,42%	3	0,45%	195	28,93%	19	2,82%	6	0,89%	161	23,89%	48	7,12%	6	0,89%	4	0,59%
PROVINCE NORD	28 876	20 877	72,30%	318	1,52%	20 559	98,48%	7 713	37,52%	549	2,67%	5 577	27,13%	1 182	5,75%	350	1,70%	2 346	11,41%	1 754	8,53%	703	3,42%	385	1,87%

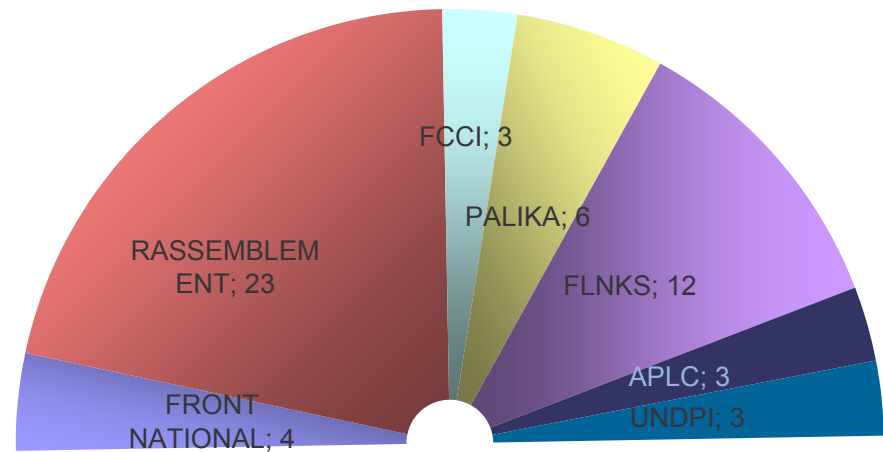
PROVINCE ILES		- AVANT PROCLAMATION OFFICIELLE -																Seuil des 5%				902 voix	
COMMUNES	INSCRITS	VOTANTS		BLANCS ET NULS		EXPRIMES		UNI		LKS		UC		CEA		FCCI-FULK		RASSEMBLEMENT		UC RENOUVEAU		MCDC	
								OUNOU B.		NAISSLINE N.		HNEPEUNE N.		KALOÏ R.		HAMU C.		LOUECKHOTE S.		LALIE J.		GOUE S.	
								C : 1	A : 2	C : 1	A : 2	C : 2	A : 4	C : 0	A : 0	C : 1	A : 2	C : 1	A : 2	C : 1	A : 2	C : 0	A : 0
LIFOU	8 978	6 706	74,69%	43	0,64%	6 663	99,36%	1 001	15,02%	693	10,40%	1 537	23,07%	200	3,00%	1 070	16,06%	916	13,75%	1 126	16,90%	120	1,80%
MARE	5 421	4 666	86,07%	14	0,30%	4 652	99,70%	598	12,85%	1 365	29,34%	808	17,37%	591	12,70%	136	2,92%	811	17,43%	329	7,07%	14	0,30%
OUEVA	3 644	2 894	79,42%	18	0,62%	2 876	99,38%	714	24,83%	164	5,70%	854	29,69%	219	7,61%	50	1,74%	713	24,79%	132	4,59%	30	1,04%
PROVINCE ILES	18 043	14 266	79,07%	75	0,53%	14 191	99,47%	2 313	16,30%	2 222	15,66%	3 199	22,54%	1 010	7,12%	1 256	8,85%	2 440	17,19%	1 587	11,18%	164	1,16%

COMPOSITION DU CONGRES DE LA NOUVELLE-CALEDONIE
(à l'issue des provinciales de 2004)

CONGRES 2004-2009

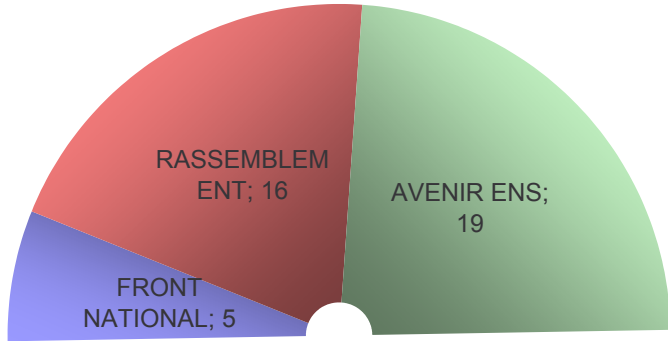


CONGRES SORTANT

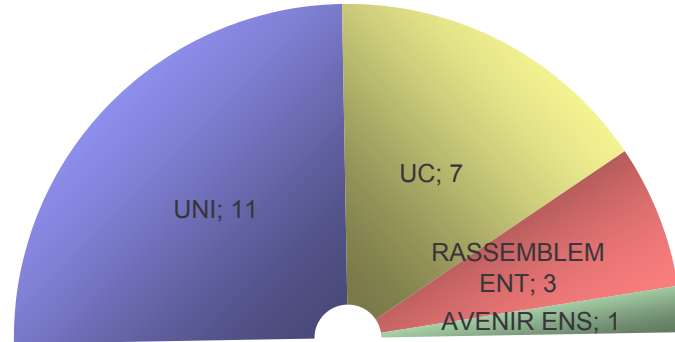


**COMPOSITION DES ASSEMBLÉES DE PROVINCES
(à l'issue des provinciales de 2004)**

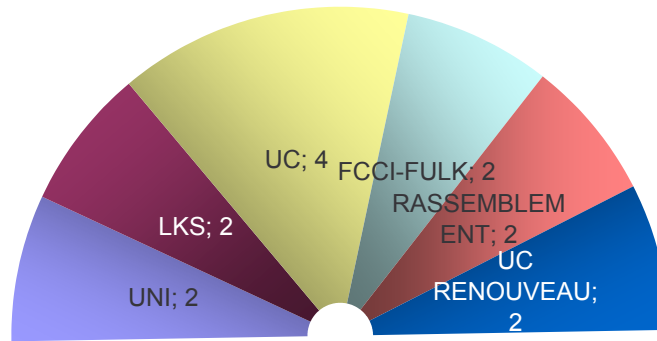
PROVINCE SUD



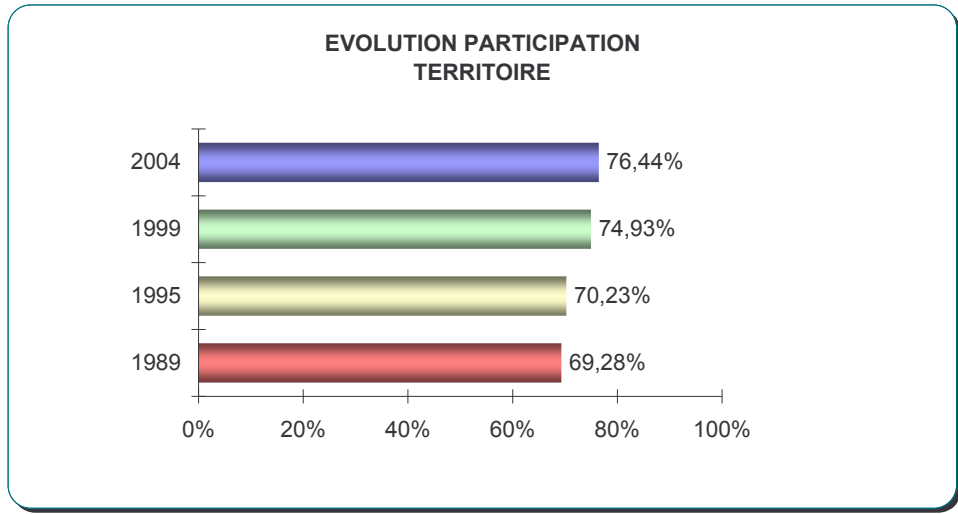
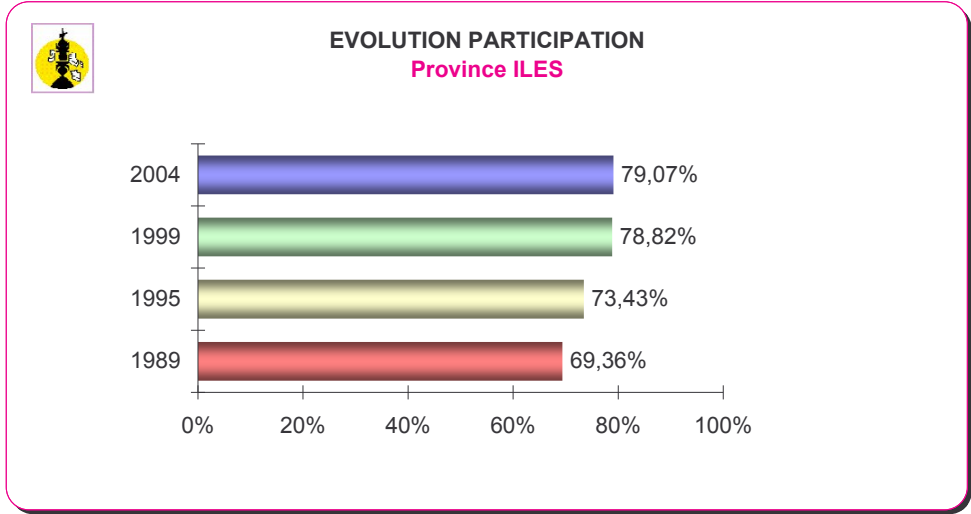
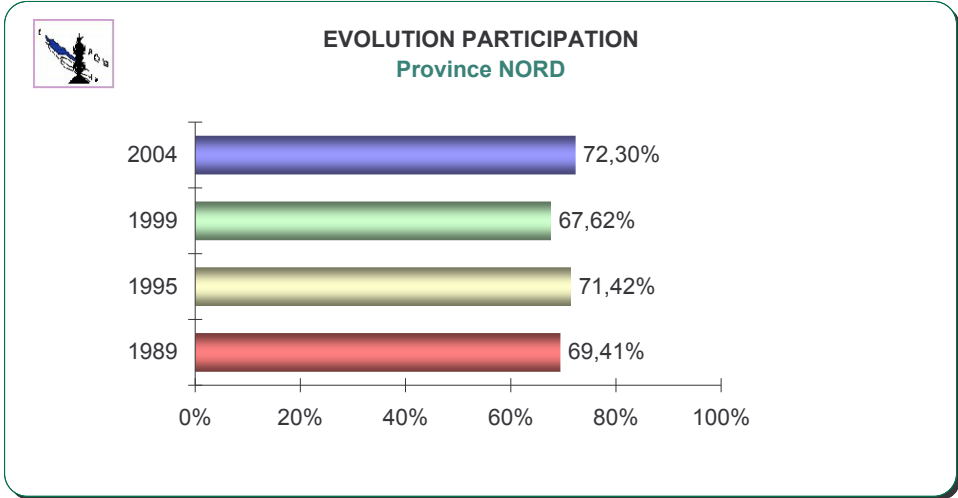
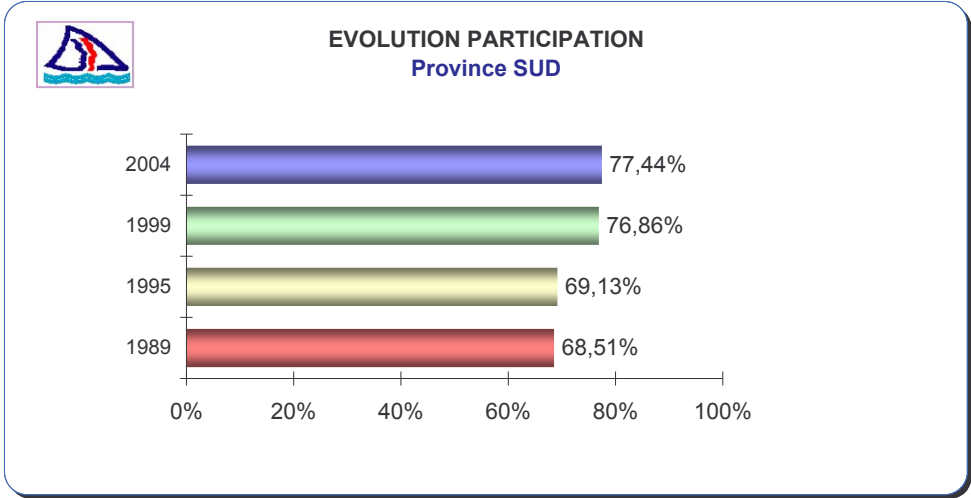
PROVINCE NORD



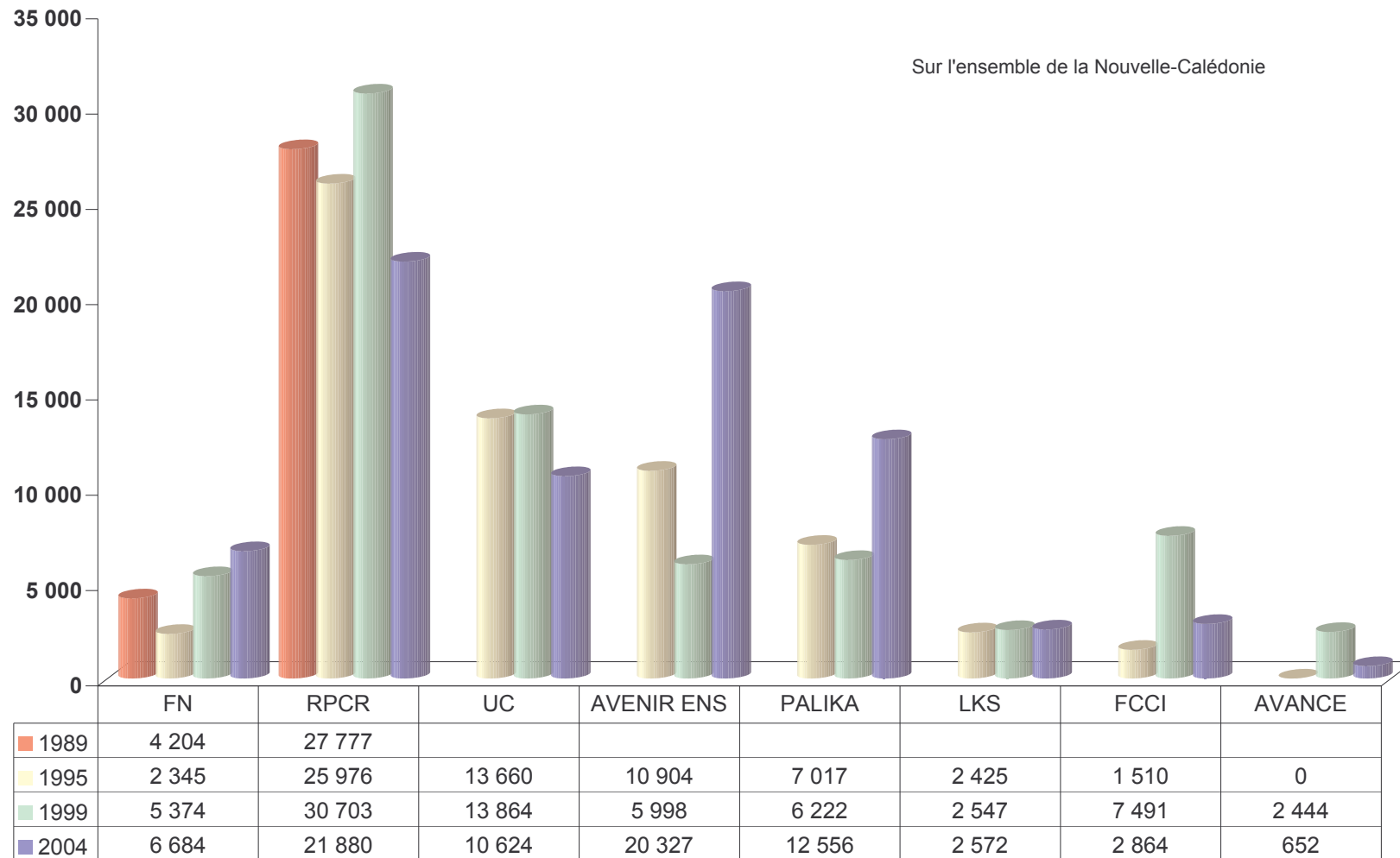
PROVINCE ILES



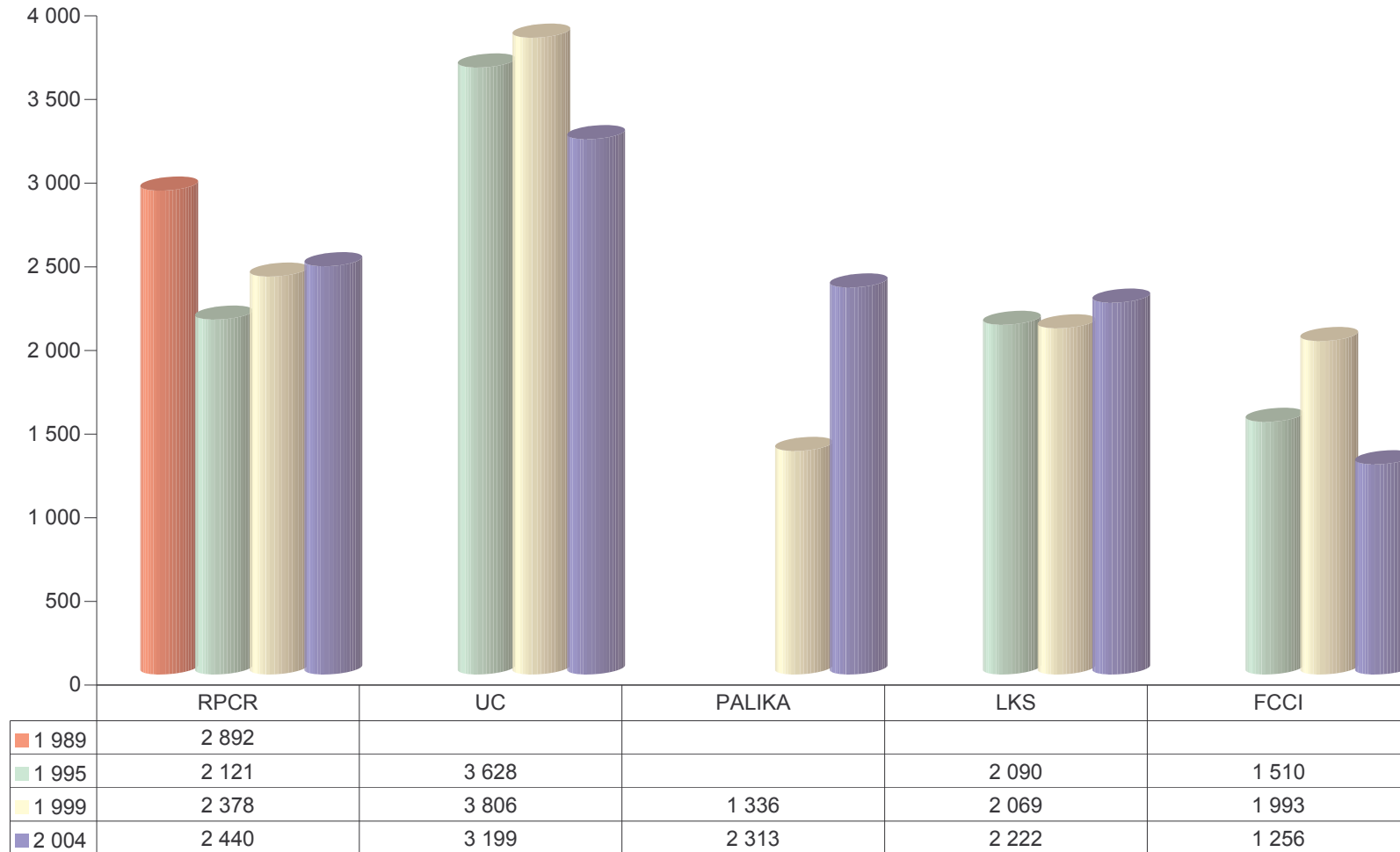
**EVOLUTION PARTICIPATION
ELECTIONS 1989 / 1995 / 1999 / 2004
(à l'issue des provinciales de 2004)**



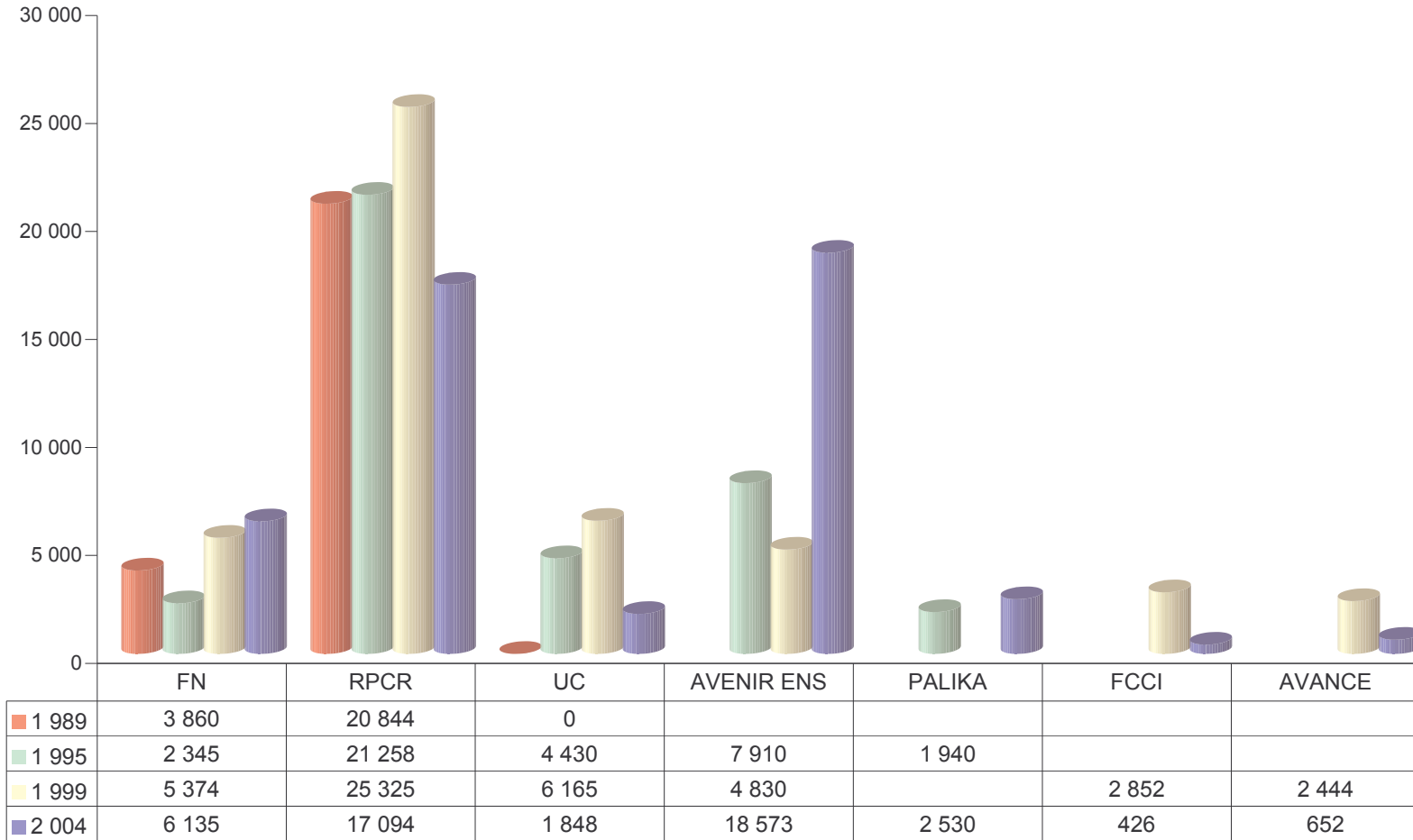
EVOLUTION SUFFRAGES
ELECTIONS 1989 / 1995 / 1999 / 2004
(à l'issue des provinciales de 2004)



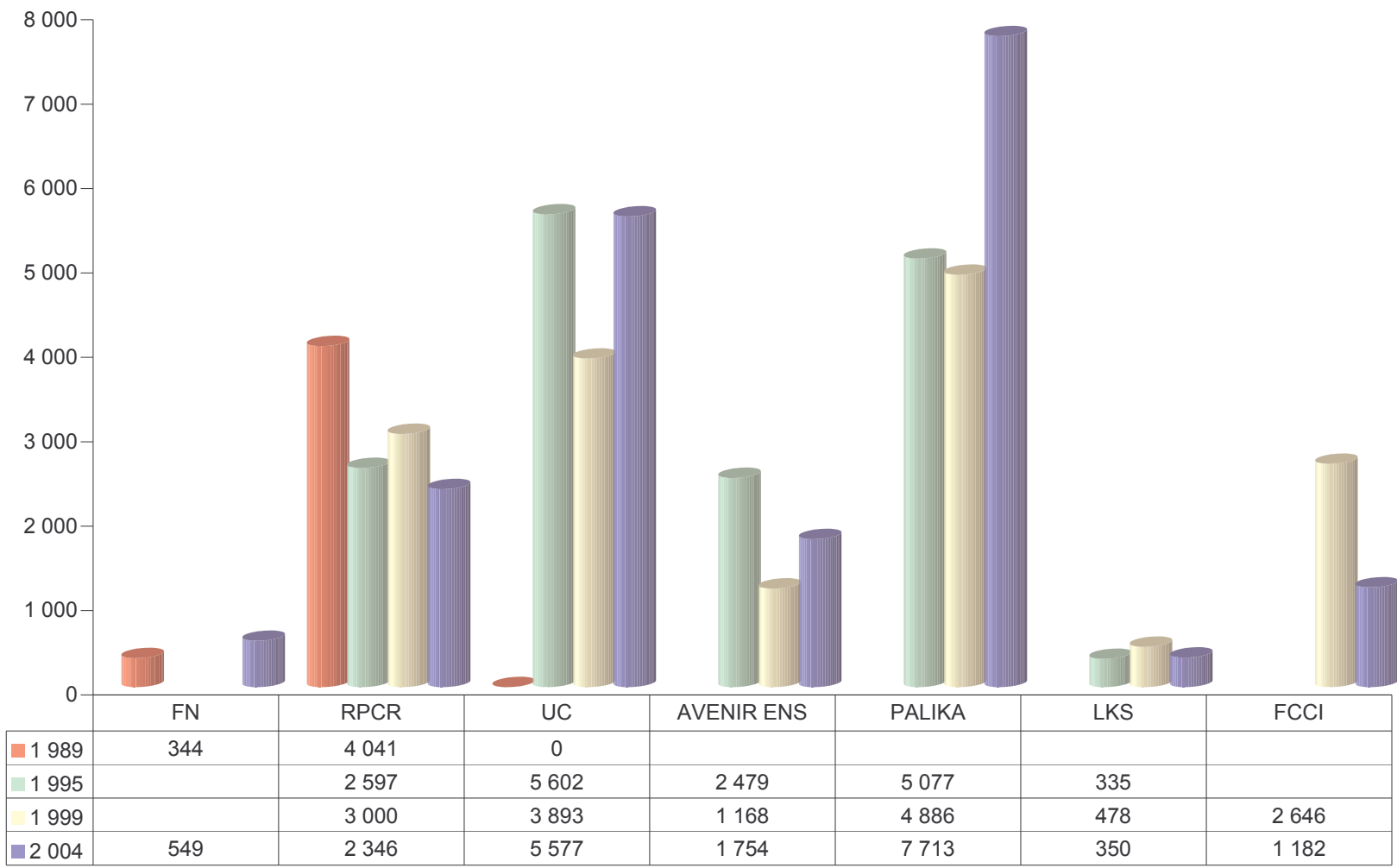
**EVOLUTION RESULTATS de certaines LISTES entre
1995 et 2004
(à l'issue des provinciales de 2004)
Province des Iles Loyauté**



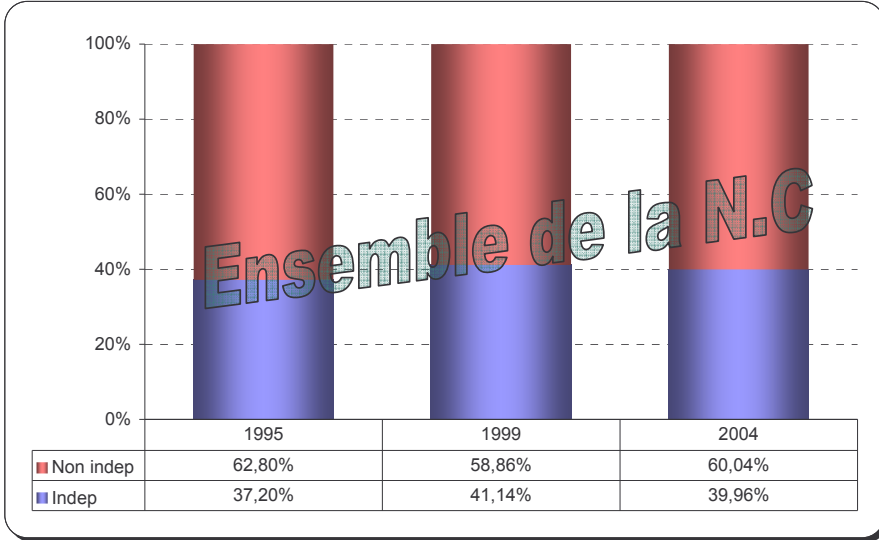
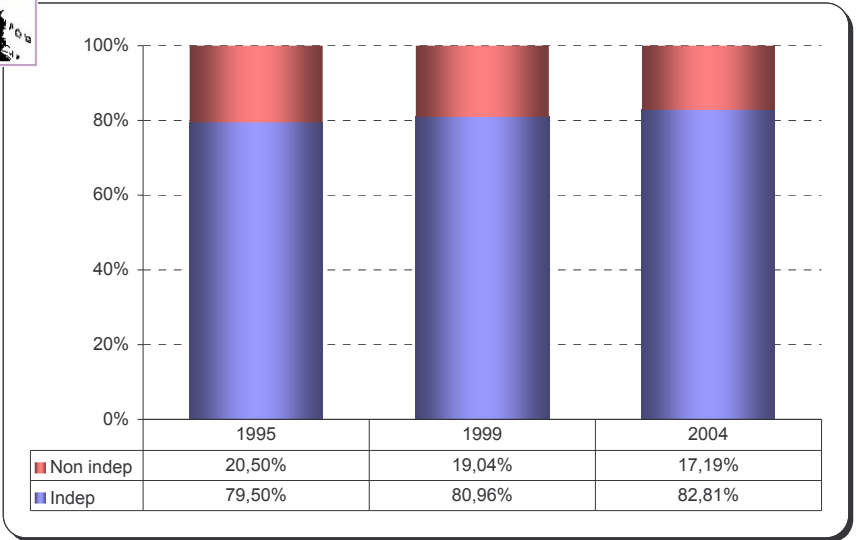
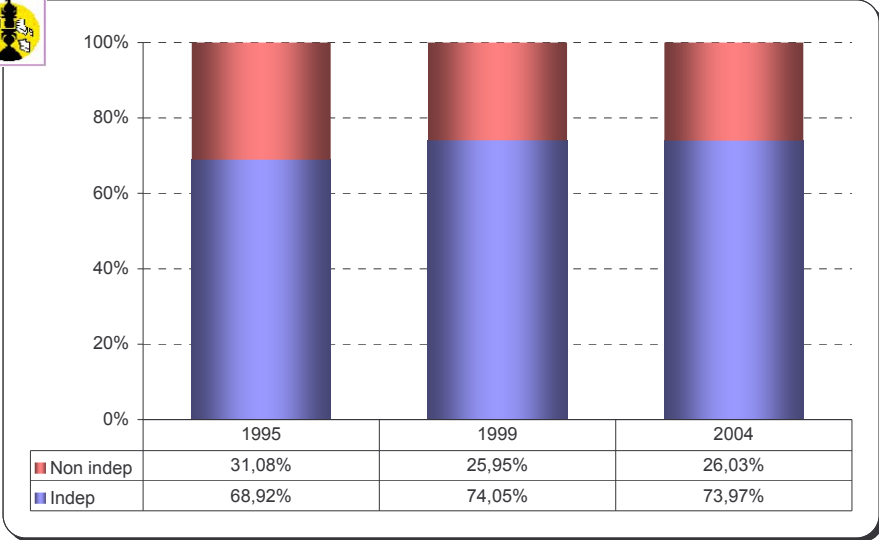
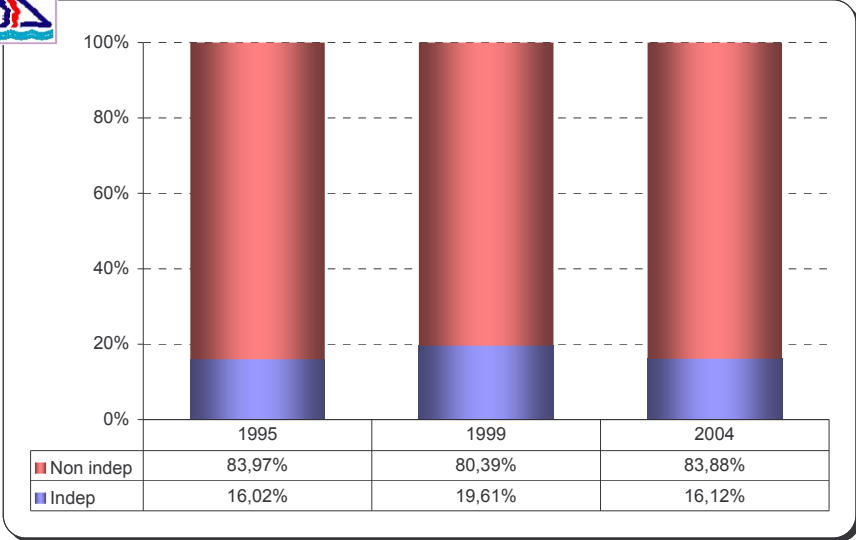
**EVOLUTION RESULTATS de certaines LISTES entre
1995 et 2004
(à l'issue des provinciales de 2004)
Province Sud**



**EVOLUTION RESULTATS de certaines LISTES entre
1995 et 2004
(à l'issue des provinciales de 2004)
Province Nord**

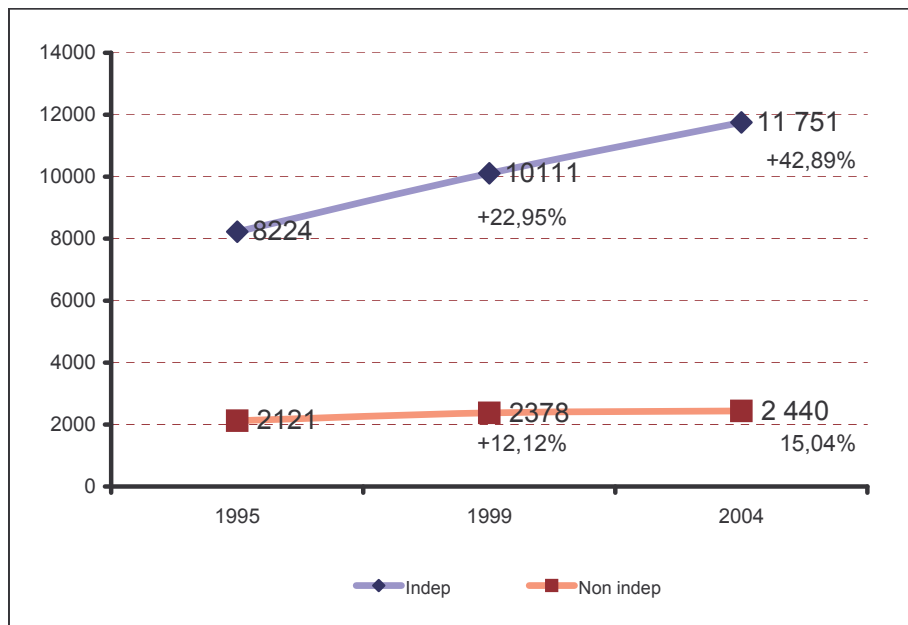


**COMPARAISON PAR TENDANCE ente
1995 et 2004
(à l'issue des provinciales de 2004)**

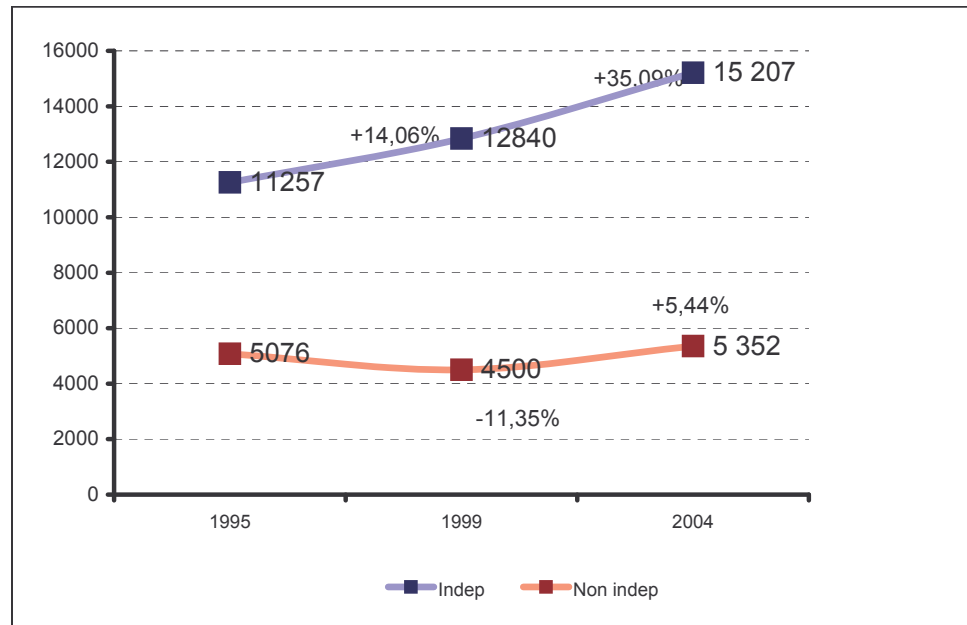


**COMPARAISON PAR TENDANCE ente
1995 et 2004
(à l'issue des provinciales de 2004)**

PROVINCE ILES



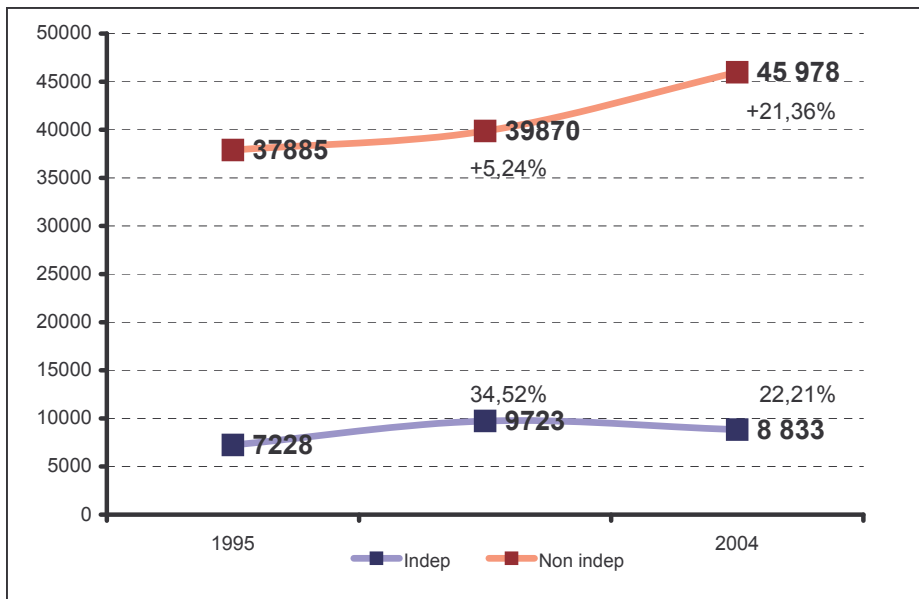
PROVINCE NORD



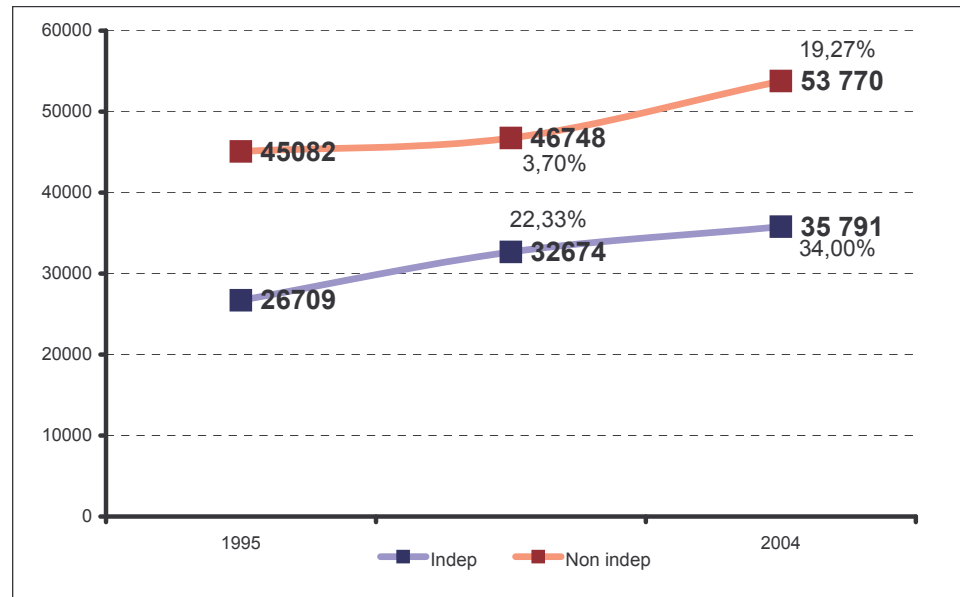
Le pourcentage d'évolution des suffrages est calculé sur la base des données de 1999

**COMPARAISON PAR TENDANCE ente
1995 et 2004
(à l'issue des provinciales de 2004)**

PROVINCE SUD

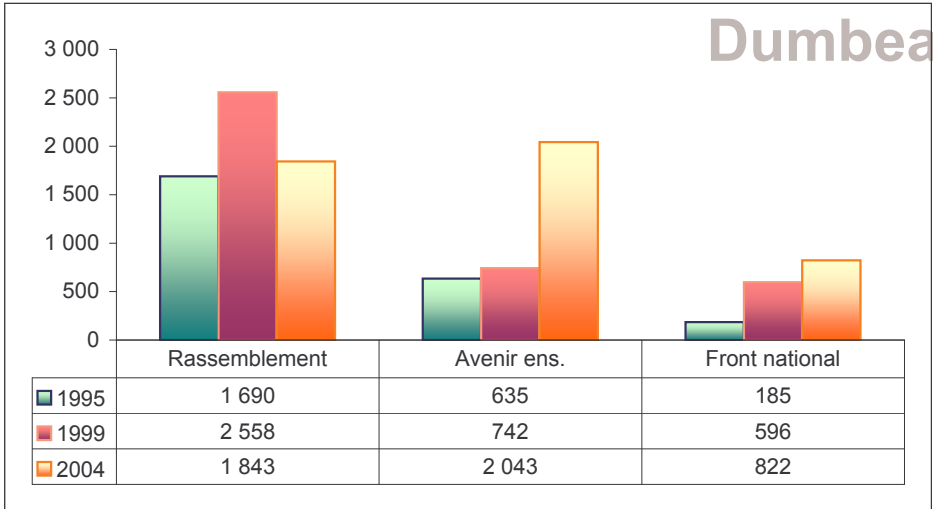
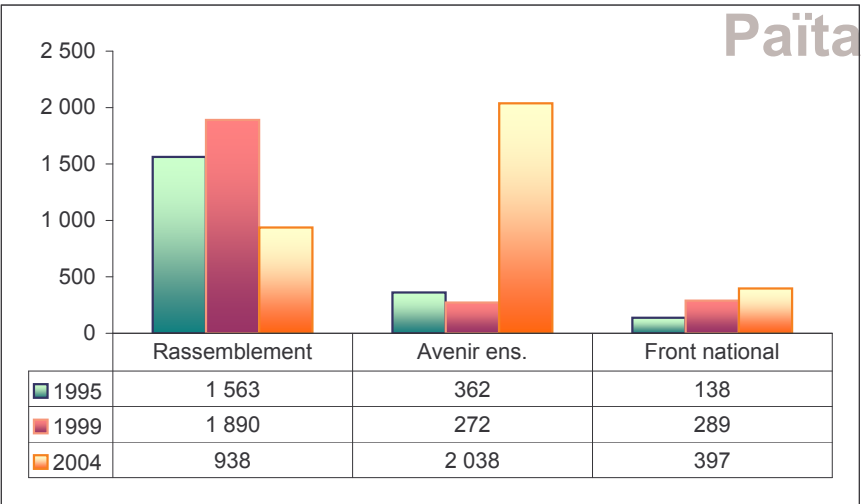
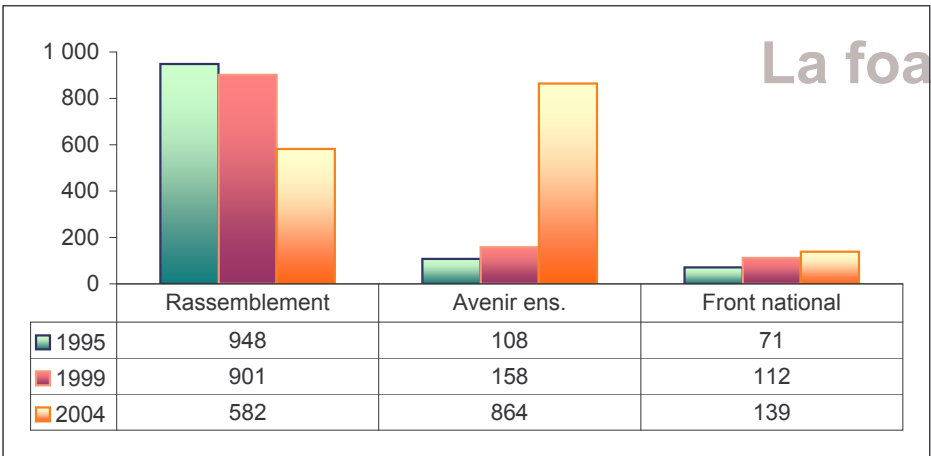
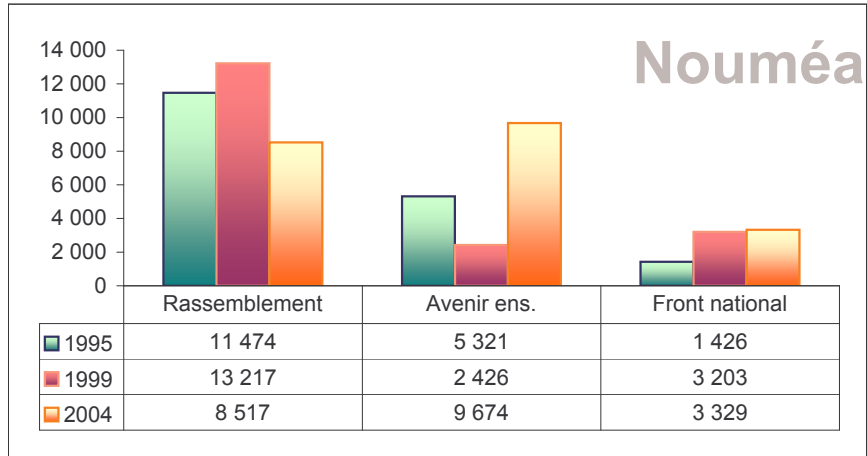


NOUVELLE-CALEDONIE

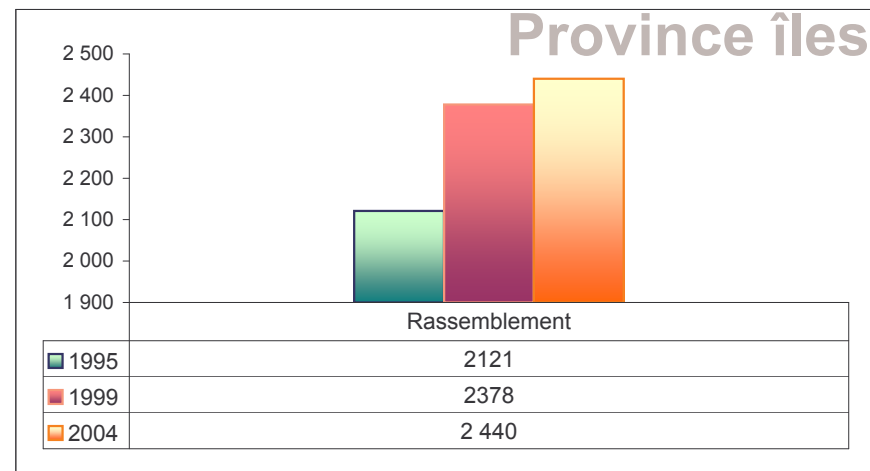
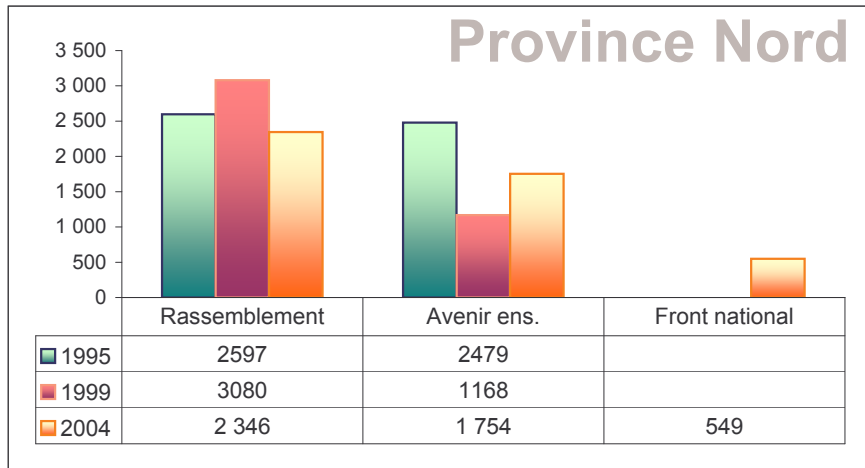
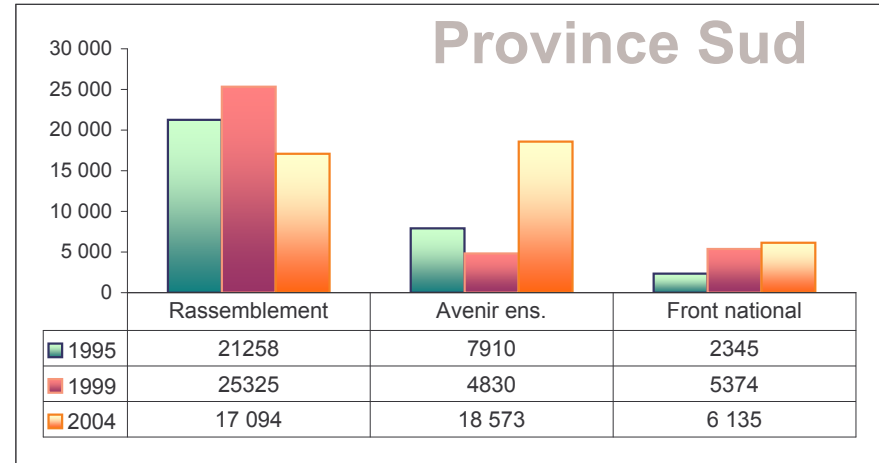
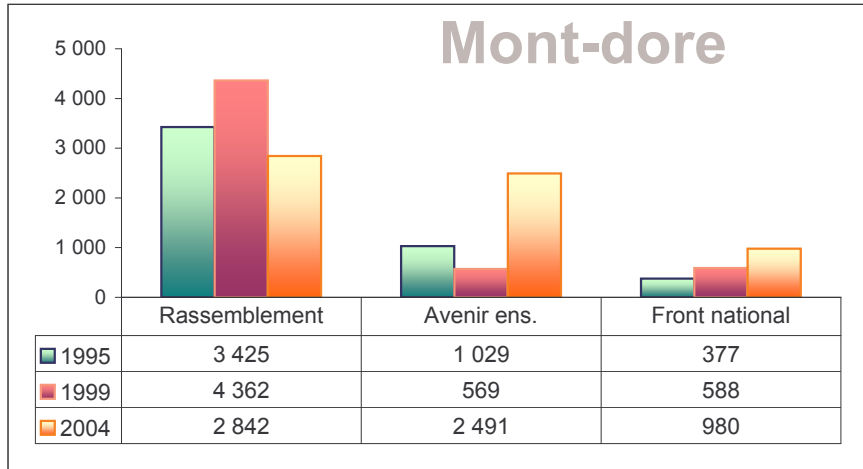


Le pourcentage d'évolution des suffrages est calculé sur la base des données de 1999

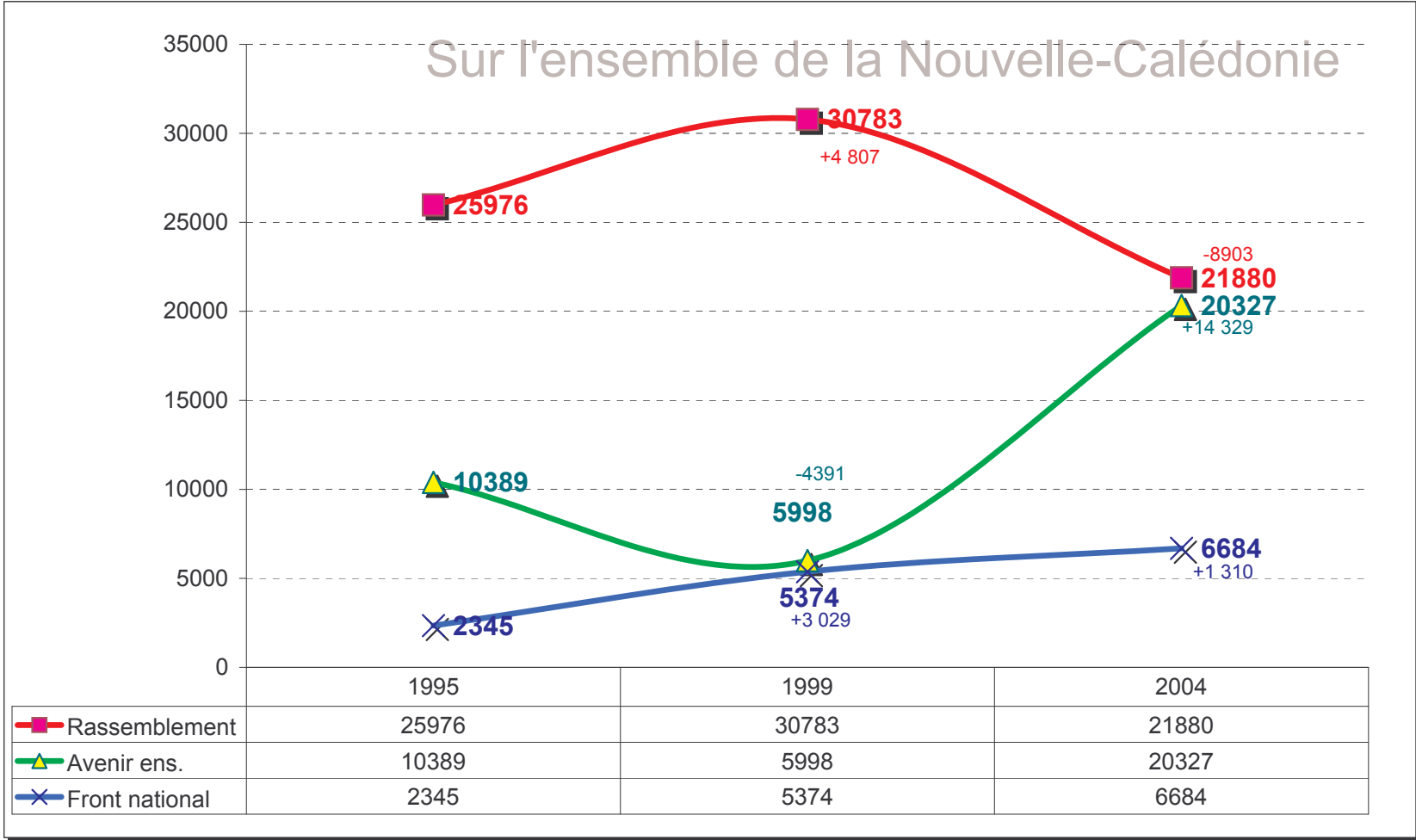
**Evolution des suffrages
entre 1995 et 2004
(à l'issue des provinciales de 2004)**



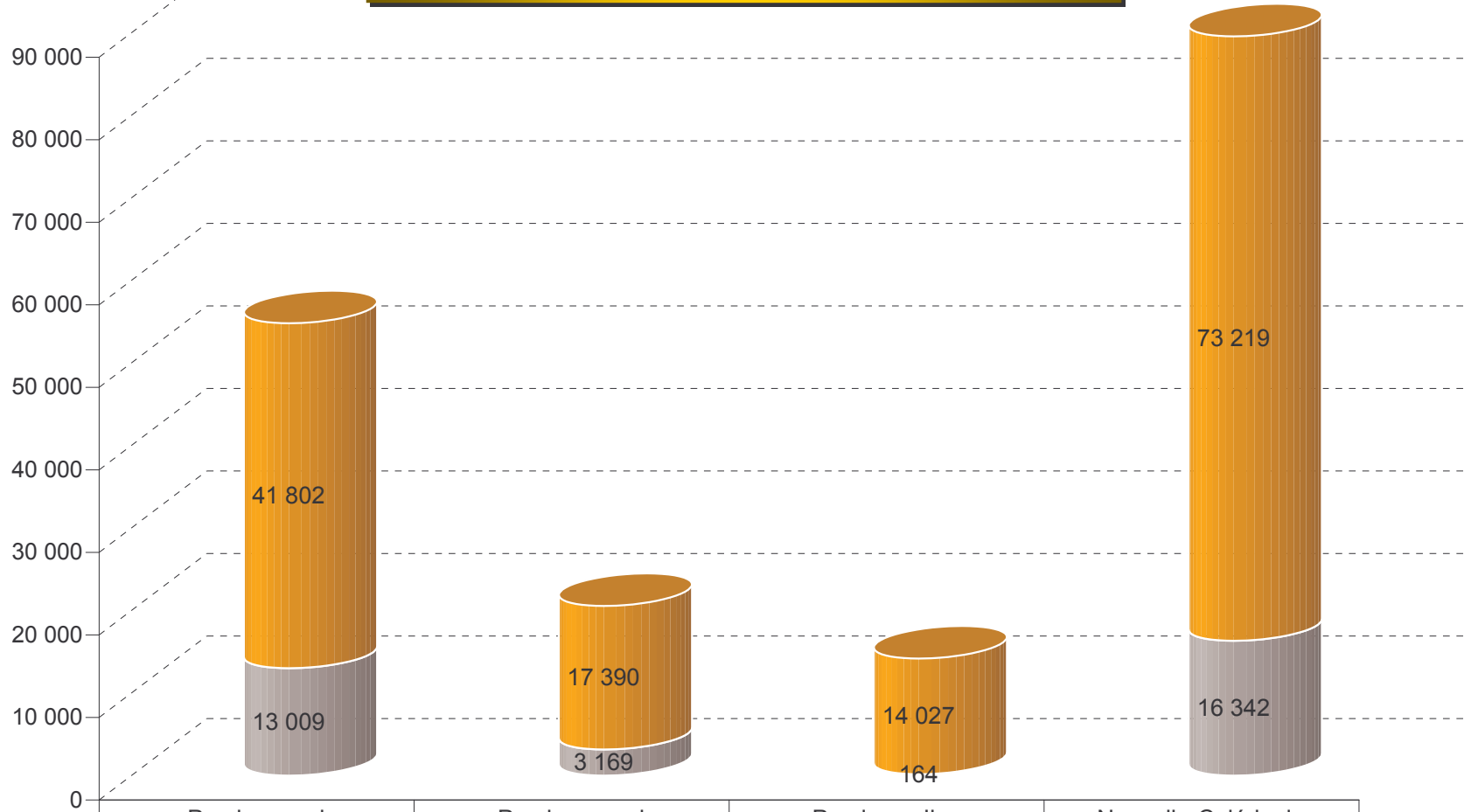
**Evolution des suffrages
entre 1995 et 2004
(à l'issue des provinciales de 2004)**



**Evolution des suffrages
entre 1995 et 2004
(à l'issue des provinciales de 2004)**



**Evolution des suffrages exprimés
(à l'issue des provinciales de 2004)**



	Province sud	Province nord	Provinces Iles	Nouvelle-Calédonie
■ Suffrage utile	41 802	17 390	14 027	73 219
■ Suffrage perdu	13 009	3 169	164	16 342
Pourcentage	23,73%	15,41%	1,16%	18,25%