


Jeu autocorrectif CP

ÉCRITURES DES NOMBRES JUSQU'À 20



Mode d'emploi:

1. Lis l'écriture du nombre.
2. Glisse la baguette dans le trou qui se trouve sous la réponse que tu penses juste.
3. Vérifie en retournant la carte.
4. Si tu as trouvé du premier coup, place ta carte dans la boîte. Si tu t'es trompé(e), pose la carte sur la table, les dessins vers le haut. Tu auras une deuxième chance de trouver!

●●●●	

3 4 5

●			

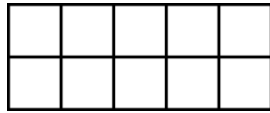
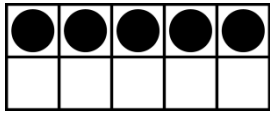
0 1 10

●●			

1 2 3

●●●		

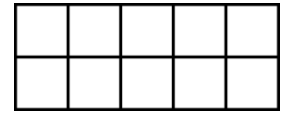
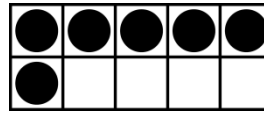
3 4 5



3

4

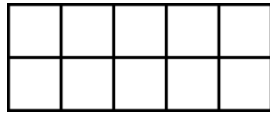
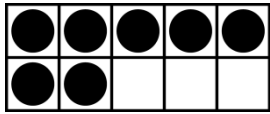
5



6

7

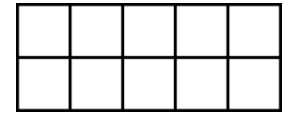

8



6

7

8

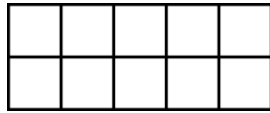



6

7

8

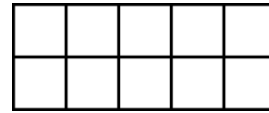





8

9

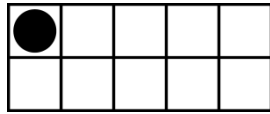

10



8

9

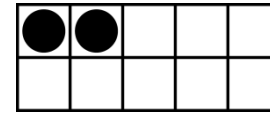

10



10

11

12

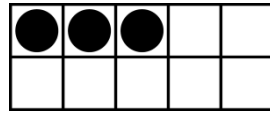



10

11

12

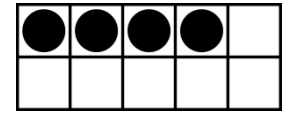





12

13

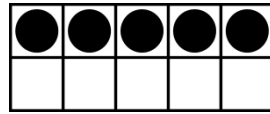

14



13

14

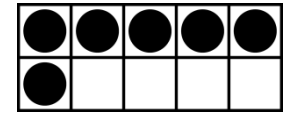

15



13

14

15

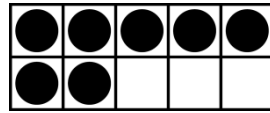



16

17

18







16

17



18



16

17



18



18

19

20



18

19

20





3

4

5



0

1

10



1

2

3



3

4

5





3

4

5



5

6


7



5

6

7




8

9

10






7

8


9



8

9


10



10

11

12




10

11

12




13 14 15




A rectangular box with a dashed border containing three dice faces. The first die shows 3 dots, the second shows 4 dots, and the third shows 2 dots. Below the dice are the numbers 13, 14, and 15. Under each number is a colorful owl: blue, green, and purple.

13 14 15




A rectangular box with a dashed border containing three dice faces. The first die shows 3 dots, the second shows 4 dots, and the third shows 4 dots. Below the dice are the numbers 13, 14, and 15. Under each number is a colorful owl: orange, purple, and yellow.

14 15 16




A rectangular box with a dashed border containing three dice faces. The first die shows 4 dots, the second shows 5 dots, and the third shows 5 dots. Below the dice are the numbers 14, 15, and 16. Under each number is a colorful owl: purple, yellow, and dark purple.

14 15 16




A rectangular box with a dashed border containing four dice faces. The first die shows 4 dots, the second shows 5 dots, the third shows 5 dots, and the fourth shows 1 dot. Below the dice are the numbers 14, 15, and 16. Under each number is a colorful owl: green, blue, and orange.

15 16 17




A rectangular box with a dashed top border containing four dice faces. The first three faces show 5, 5, and 5 dots respectively. The fourth face shows 2 dots. Below the dice are the numbers 15, 16, and 17. At the bottom are three cartoon owls: a blue one on the left, a green one in the middle, and a purple one on the right.

18 19 20




A rectangular box with a dashed top border containing four dice faces. The first three faces show 5, 5, and 5 dots respectively. The fourth face shows 3 dots. Below the dice are the numbers 18, 19, and 20. At the bottom are three cartoon owls: an orange one on the left, a purple one in the middle, and a yellow one on the right.

18 19 20



A rectangular box with a dashed top border containing four dice faces. The first three faces show 5, 5, and 5 dots respectively. The fourth face shows 4 dots. Below the dice are the numbers 18, 19, and 20. At the bottom are three cartoon owls: a purple one on the left, a yellow one in the middle, and a purple one on the right.

20 21 22



A rectangular box with a dashed top border containing four dice faces. The first three faces show 5, 5, and 5 dots respectively. The fourth face shows 5 dots. Below the dice are the numbers 20, 21, and 22. At the bottom are three cartoon owls: a green one on the left, a blue one in the middle, and an orange one on the right.



0

1

2



1

2

3



1

2

3

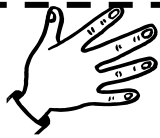


3

4

5

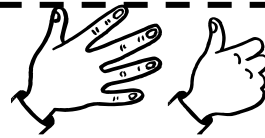




3

4

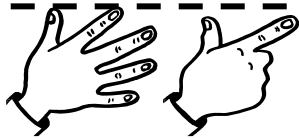
5



5

6

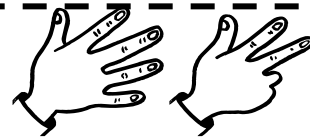
7



5

6

7

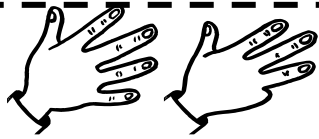


8

9

10

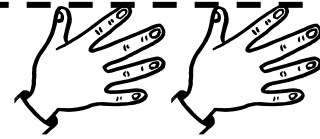




8

9

10



10

11

12



10

11

12

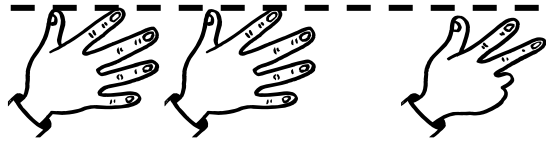


11

12

13

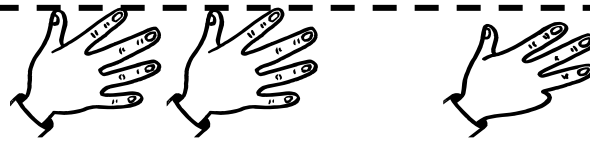




11

12

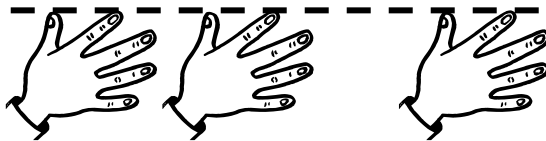
13



14

15


16



14

15

16

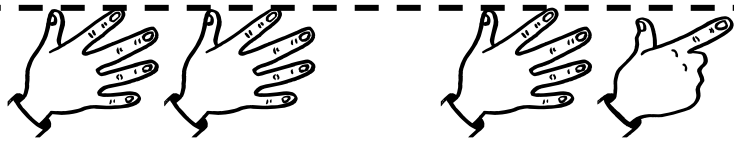


15

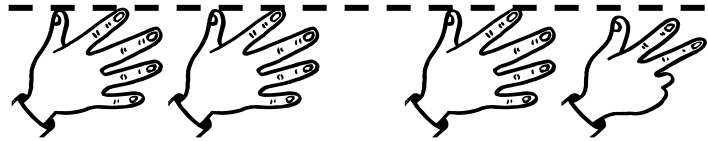
16

17

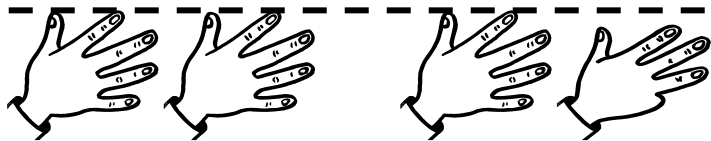




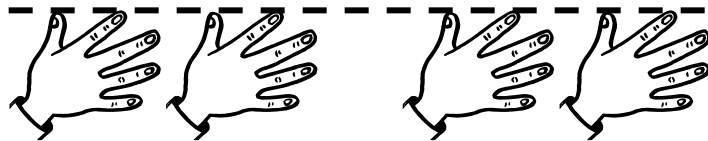
15 16 17



16 17 18



18 19 20




19 20 21



1


0 1 2



A rectangular box with a dashed top border. Inside, the number '1' is centered at the top. Below it, the numbers '0', '1', and '2' are spaced out. Under each number is a cartoon owl: blue under '0', green under '1', and purple under '2'.

||


0 1 2



A rectangular box with a dashed top border. Inside, two vertical lines are centered at the top. Below them, the numbers '0', '1', and '2' are spaced out. Under each number is a cartoon owl: orange under '0', purple under '1', and yellow under '2'.

|||


1 2 3



A rectangular box with a dashed top border. Inside, three vertical lines are centered at the top. Below them, the numbers '1', '2', and '3' are spaced out. Under each number is a cartoon owl: purple under '1', yellow under '2', and dark purple under '3'.

|||

3 4 5



A rectangular box with a dashed top border. Inside, three vertical lines are centered at the top. Below them, the numbers '3', '4', and '5' are spaced out. Under each number is a cartoon owl: green under '3', blue under '4', and orange under '5'.

III

3

4

5



IIII

5

6

7



IIIIII

5

6

7



IIII III

7

8

9



7 8

7

8

9



10 11

10

11

12



10 11 1

10

11

12



11 12 2

11

12

13



||||| ||||| |||

11

12

13



||||| ||||| |||||

14

15

16



||||| ||||| |||||

14

15

16



||||| ||||| ||||| |

15

16

17



11 11 11

15 16 17



11 11 11

17 18 19



11 11 11

17 18 19




11 11 11

18 19 20




0 1 2




A rectangular box with a dashed top border. Inside the box, the numbers 0, 1, and 2 are printed in a simple black font. Below the numbers are three cartoon owls: a blue owl on the left, a green owl in the middle, and a purple owl on the right. Each owl has large white eyes and small brown feet.

0 1 2




A rectangular box with a dashed top border. Inside the box, the numbers 0, 1, and 2 are printed in a simple black font. Below the numbers are three cartoon owls: an orange owl on the left, a purple owl in the middle, and a yellow owl on the right. Each owl has large white eyes and small brown feet.

1 2 3




A rectangular box with a dashed top border. Inside the box, the numbers 1, 2, and 3 are printed in a simple black font. Below the numbers are three cartoon owls: a purple owl on the left, a yellow owl in the middle, and a dark purple owl on the right. Each owl has large white eyes and small brown feet.

3 4 5




A rectangular box with a dashed top border. Inside the box, the numbers 3, 4, and 5 are printed in a simple black font. Below the numbers are three cartoon owls: a green owl on the left, a blue owl in the middle, and an orange owl on the right. Each owl has large white eyes and small brown feet.

3 4 5




A rectangular box with a dashed top border. Inside the dashed area, there are three groups of black dots: a group of 2 dots, a group of 3 dots, and a group of 4 dots. Below the dashed area, the numbers 3, 4, and 5 are printed in black. Underneath each number is a colorful cartoon owl: blue for 3, green for 4, and purple for 5.

5 6 7




A rectangular box with a dashed top border. Inside the dashed area, there are three groups of black dots: a group of 5 dots, a group of 6 dots, and a group of 7 dots. Below the dashed area, the numbers 5, 6, and 7 are printed in black. Underneath each number is a colorful cartoon owl: orange for 5, purple for 6, and yellow for 7.

5 6 7




A rectangular box with a dashed top border. Inside the dashed area, there are three groups of black dots: a group of 5 dots, a group of 6 dots, and a group of 7 dots. Below the dashed area, the numbers 5, 6, and 7 are printed in black. Underneath each number is a colorful cartoon owl: purple for 5, yellow for 6, and dark purple for 7.

7 8 9




A rectangular box with a dashed top border. Inside the dashed area, there are three groups of black dots: a group of 7 dots, a group of 8 dots, and a group of 9 dots. Below the dashed area, the numbers 7, 8, and 9 are printed in black. Underneath each number is a colorful cartoon owl: green for 7, blue for 8, and orange for 9.



8

9


10



8

9


10



10

11

12




10

11

12






12

13


14



12

13


14



13

14

15




15


16

17







17 18 19



16 17 18



18 19 20



18 19 20

