

25 52

< = >




12 21

< = >




12 10

< = >



54 62

< = >



35 28

< = >




17 70

< = >



65 49

< = >



24 24

< = >



78 82

< = >




37 64

< = >



14 13

< = >



34 43

< = >



28 19

< = >




46 84

< = >



23 53

< = >



56 42

< = >



135 153

< = >




256 354

< = >




141 139

< = >



245 243

< = >



305 350

< = >




424 198

< = >



562 265

< = >



632 326

< = >



832 822

< = >




726 627

< = >



287 782

< = >



432 432

< = >



Mode d'emploi:

1. Lis la carte.
2. Glisse la baguette dans le trou qui se trouve sous la réponse que tu penses juste.
3. Vérifie en retournant la carte.
4. Ecris les nombres et le signe sur la fiche!

Prénom..... Date.....

Je compare deux nombres

ex: 10 < 11

.....

.....

.....

.....

.....

.....

.....

.....

.....

.....

.....

.....