




Jeux comparatif auto correctif

(addendum: nombres jusqu'à 69)

< = >

25 52

< = >



Prénom..... Date.....

Je compare deux nombres

.....

.....

.....

.....

.....

.....

.....

.....

.....

.....

.....

.....

.....

.....

.....

.....

.....

.....

.....

.....

.....

24 19

< = >



36 54

< = >




52 23

< = >



56 37

< = >



14 49

< = >




46 38

< = >



32 18

< = >



29 31

< = >



16 34

< = >




12 51

< = >



26 29

< = >



15 42

< = >



41 29

< = >




22 19

< = >



35 28

< = >



18 27

< = >



15 12

< = >




14 17

< = >



13 18

< = >



19 16

< = >



20 25

< = >




24 27

< = >



28 21

< = >



26 23

< = >



32 36

< = >




35 31

< = >



33 37

< = >




39 38

< = >



42



44


<

=

>



48




41

<

=

>



46




43

<

=

>



45



49

<

=

>



50 49

< = >




58 52

< = >




55 54

< = >



56 51

< = >



64 68

< = >




67 63

< = >



69 62

< = >



65 66

< = >



Mode d'emploi:

1. Lis la carte.
2. Glisse la baguette dans le trou qui se trouve sous la réponse que tu penses juste.
3. Vérifie en retournant la carte.
4. Ecris les nombres et le signe sur la fiche!

Prénom..... Date.....

Je compare deux nombres

ex: 10 < 11

.....

.....

.....

.....

.....

.....

.....

.....

.....

.....

.....

.....