



## 2. TRAVEL

Now you need to decide how you will get from place to place.

Use the table about different ways to get around to help you.

The best way to find out about it is to research online, for example using:

<http://www.lonelyplanet.com/sri-lanka/transport/getting-around>






...or any other website that tells you about transport options and prices.

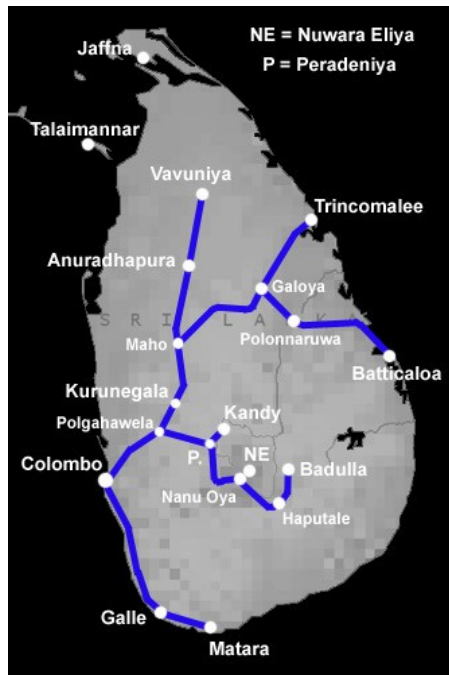
If you do not find the information you want, on the next page is a summary of my research which you can use to estimate prices.

However, your presentation will be more **realistic** if you find real flights, train journeys etc and take screenshots to show the class.

### THINGS YOU SHOULD KNOW

1. Trains in Sri Lanka are very slow
2. Almost the entire country is connected to the bus routes, so you can pretty much get a bus anywhere.

TRANSPORT	AVERAGE COST PER PERSON	TIME
	<p>Approx €150 per 500 km.</p>	<p>1.5 hours per 500 km, plus 2 hours to wait at the airport.</p>
	<p><b>1st class</b> (bed, air conditioning) = €1.50 per 100 km  <b>2nd class</b> (padded seat) = €0.80 per 100 km  <b>3rd class</b> (crowded, noisy) = €0.50 per 100 km</p>	<p>Approx. 2.5 hours per 100km</p>
	<p>Approx €0.50 per 100 km.</p>	<p>2 hours per 100km</p>
 <p>rideshare.org san luis obispo council of governments</p>	<p>This depends, but usually...  Less than 300 km = €10 total  400 km = €20 total  More than 500 km = €30 total</p>	<p>You decide but be <u>realistic.</u></p>
	<p>FREE!</p>	<p>You decide, but leave yourself at least one hour to wait.</p>



- A train map of Sri Lanka

### 3. ACCOMODATION

#### YOUR OPTIONS

1. Help exchanges: You can invent one.
2. Couchsurfing: You can invent a person/ situation to live in.
3. Basic Hostel: **€6 per person per night**. BUT you can mostly only find these in towns, not countryside.
4. Average Hotel/Hostel: **€20 per person per night**.
5. Luxury Hotel: **€60 per person per night**.

\*You can either use these **guidelines** or search online for real accommodation after the lesson e.g. using [www.hostelworld.com](http://www.hostelworld.com) or any other website you can find.

Remember if you can talk about real hostels or hotels you will get a better score!

## 4. PLANNING ACTIVITIES

You should already have lots of ideas from last week's homework. However, here are two very useful websites if you still need inspiration :

<http://www.scenicsrilanka.com/beaches-in-sri-lanka.html>

<http://www.lonelyplanet.com/sri-lanka>

I would definitely recommend that you look at the **lonely planet** website, as it has excellent information about everything there is to do in Sri Lanka.